



ADMINISTRATION FOR
CHILDREN & FAMILIES
Office of Family Assistance



TANF and Food Insecurity: Supporting Vulnerable Families in the Time of COVID-19

December 1, 2020



ADMINISTRATION FOR
CHILDREN & FAMILIES
Office of Family Assistance



Welcome

- **James Butler, Family Assistance Program Specialist, Office of Family Assistance (OFA), Administration for Children and Families (ACF) (Moderator)**

Using GoToWebinar

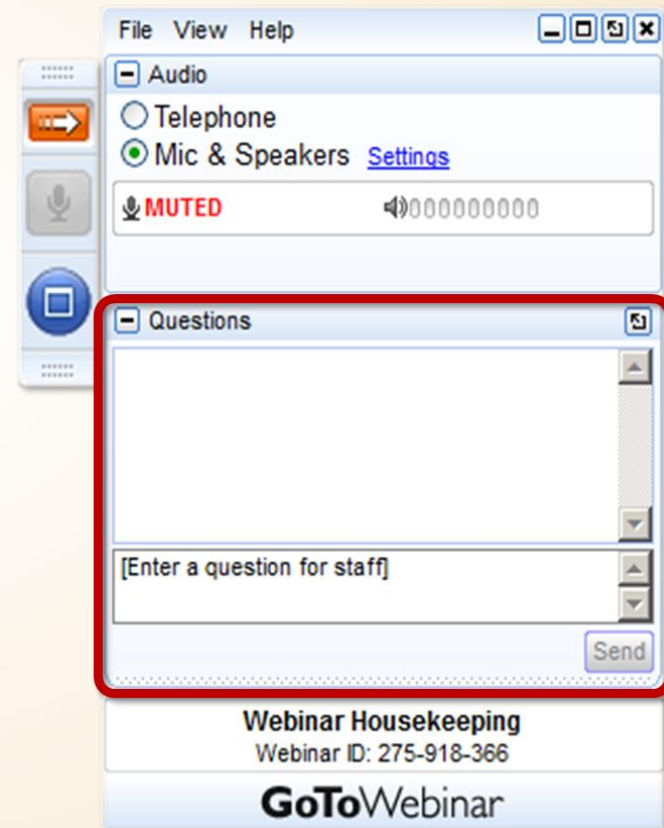


ADMINISTRATION FOR
CHILDREN & FAMILIES
Office of Family Assistance

OFA PeerTA
Strengthening Self-sufficiency Pathways

Participation

Please submit your questions and comments using the Questions panel on the right hand side of your screen while phones are muted.





ADMINISTRATION FOR
CHILDREN & FAMILIES
Office of Family Assistance



Facilitator

**Joe Raymond,
Director, Social Policy and
Human Services, ICF**



Webinar Overview

Today's webinar will have four main sections:

1. A facilitated presentation and discussion by three members of our Researcher and Policy Panel;
2. A facilitated three-program discussion with our State and Local Practitioner Panel;
3. Polling questions with the audience; and
4. Audience Q&A – we will answer questions at the end, but as a reminder, please feel free to enter your questions as they come to you throughout the webinar using the Q&A box.



ADMINISTRATION FOR
CHILDREN & FAMILIES
Office of Family Assistance



Researcher and Policy Panel

Diane Whitmore Schanzenbach, Professor and
Director, Institute of Policy Research at Northwestern
University

Maria Boyle, Senior Associate, Abt Associates

Jillian Ouellette, Social and Economic Policy
Analyst, Abt Associates



Poll Question #1

Choose which of the following best describes your professional capacity or types of services you provide:

- ☐ TANF or Human Services Administrator/Case Manager
- ☐ SNAP Administrator/Case Manager
- ☐ Food Bank or other Nonprofit/Community Organization
- ☐ Researcher/TA Provider
- ☐ Other



Poll Question #2

By your assessment, have you seen an uptick in Food Insecurity issues in your State/local area since the beginning of the pandemic?

- ☐ Yes
- ☐ No
- ☐ I do not know



ADMINISTRATION FOR
CHILDREN & FAMILIES
Office of Family Assistance



Researcher and Policy Panel

Diane Whitmore Schanzenbach, Professor and
Director, Institute of Policy Research at Northwestern
University

Maria Boyle, Senior Associate, Abt Associates

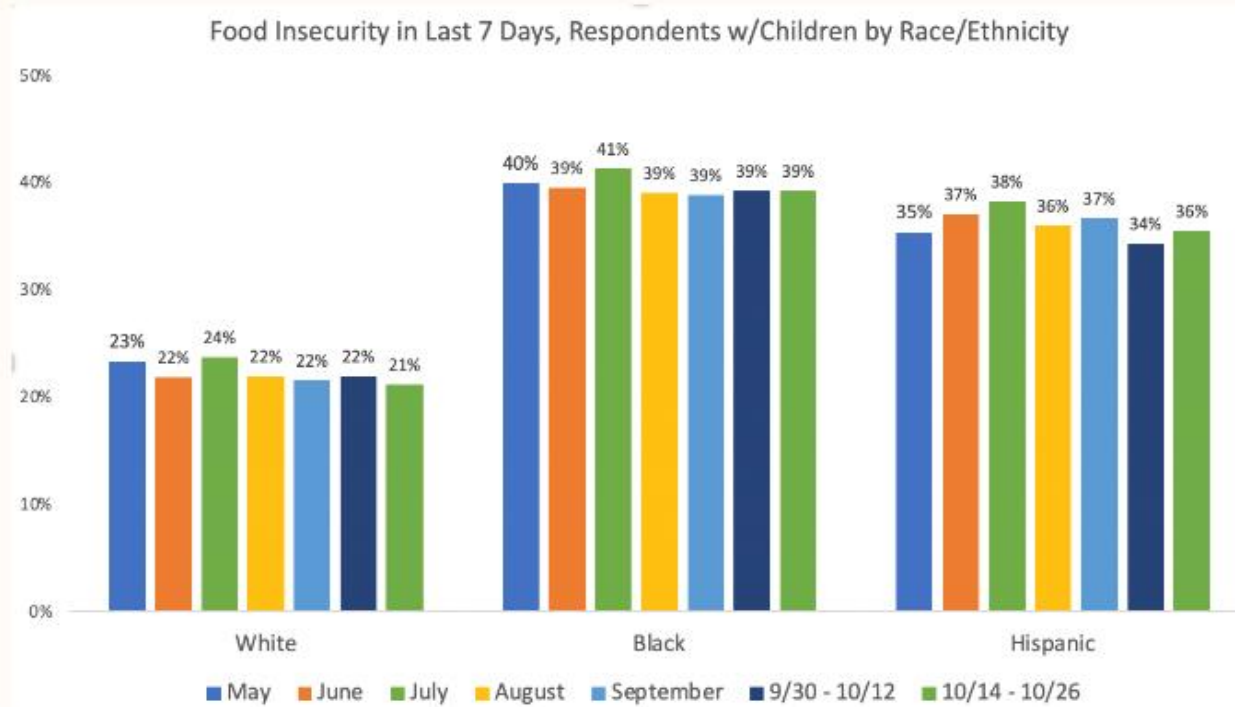
Jillian Ouellette, Social and Economic Policy
Analyst, Abt Associates

Food Insecurity

Food insecurity during COVID-19



Food Insecurity—A family doesn't have the resources it needs to purchase enough food to live an active, healthy lifestyle.



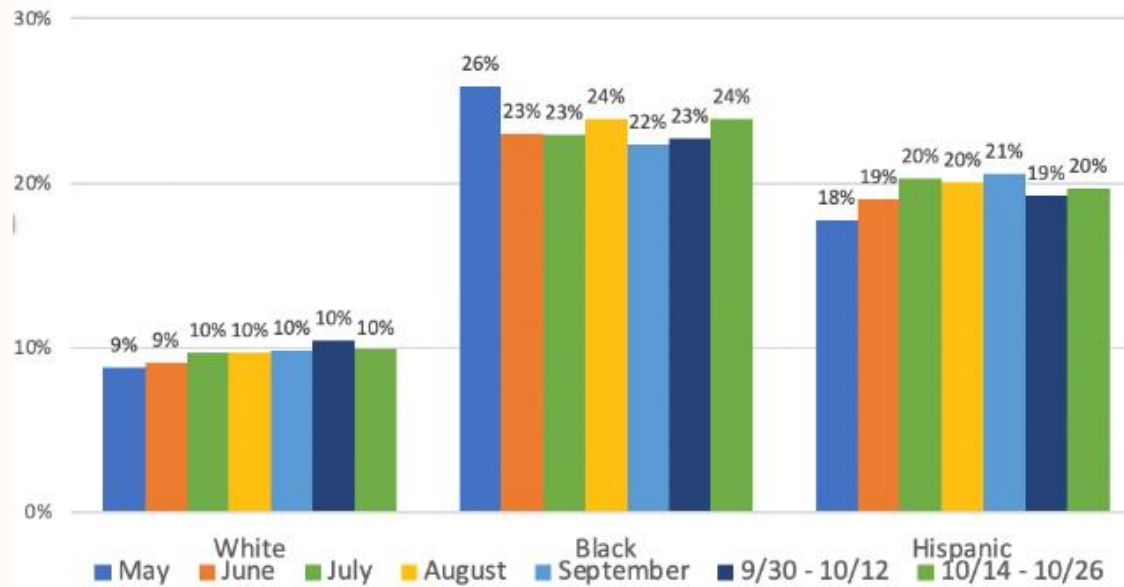
Food insecurity rates sharply elevated

Food Insecurity

Who is experiencing food insecurity?



Sometimes/Often Not Enough to Eat Last 7 Days,
Respondents w/Children, by Race/Ethnicity



Food Insecurity

Supplemental Nutrition Assistance Program (SNAP)

Often called "America's first line of defense against hunger"

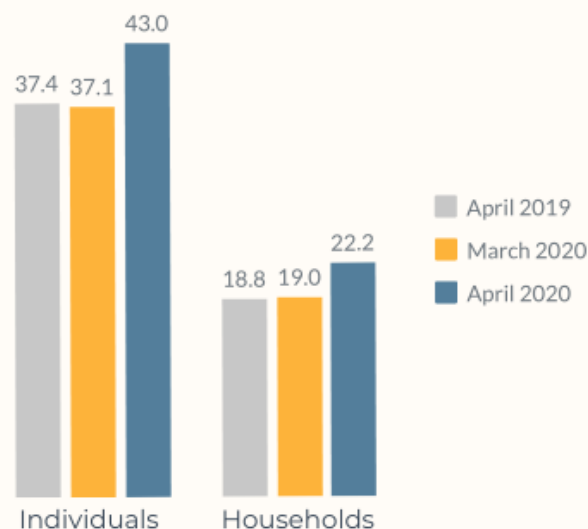
COVID-19 Adjustments and Waivers:

- Automatic maximum benefit.
- Expansion of online purchasing.
- Suspended time-limit for unemployed adults.

\$125 per month

Average benefit per person (2019)

SNAP Participation (in millions)



Food Insecurity

Special Supplemental Nutrition Program for **Women, Infants and Children** (WIC)



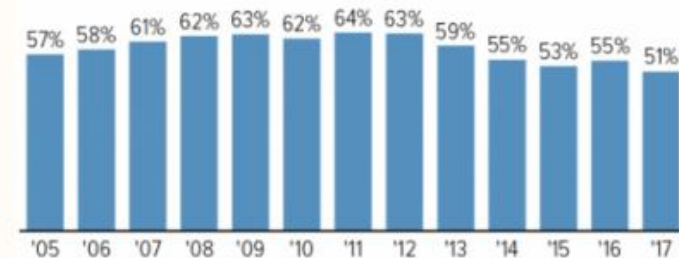
Serves low-income pregnant, postpartum, and breastfeeding women, infants, and children up to age 5.

COVID-19 Adjustments:

- Operations - allow for virtual or remote appointments and activities.
- Food package substitutions - flexibility in type/size/brand of foods if approved versions are not available.
- Additional months of benefits at one time.

WIC Coverage Rates Have Trended Downward Since 2011

Share of eligible households participating



Source: U.S. Department of Agriculture, "National and State-Level Estimates of Special Supplemental Nutrition Program for Women, Infants, and Children (WIC) Eligibility and WIC Program Reach in 2017" December 2019.

CENTER ON BUDGET AND POLICY PRIORITIES | CBPP.ORG

Food Insecurity

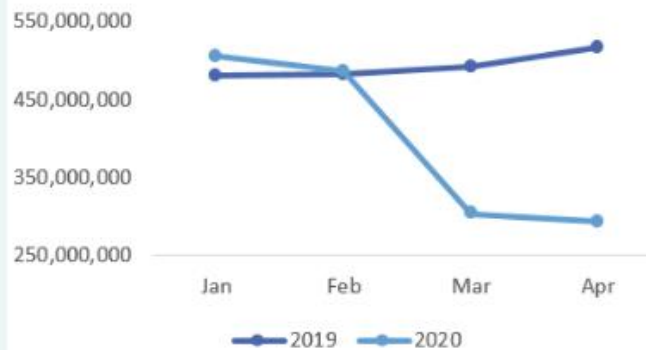
School nutrition programs

National School Lunch Program (NSLP) & School Breakfast Program (SBP)

COVID-19 Adjustments:

- Meals served outside typical settings.
- Meals picked up by guardians.
- Waived meal pattern requirements (i.e. typically requirements for the amount of fruit, vegetables, protein, grains, etc served).

Total federally-subsidized lunches served, January-April
2019 vs. 2020



Source: National School Lunch Program Participation. U.S. Department of Agriculture. Updated July 10, 2020. <https://fns-prod.azureedge.net/sites/default/files/resource-files/36slmonthly-7.pdf>. Note: FY 2019-2020 data are preliminary; all data are subject to revision

Food Insecurity

Pandemic-Electronic Benefit Transfer (P-EBT)

Provides households with children eligible for free or reduced-price school meals a card to cover the costs of meals that would typically be served in schools.

\$5.70
per child, per
school day



Child hunger
fell by 30% a week after
P-EBT was issued.

P-EBT was extended for the entire 2020/2021 school year.

Food Insecurity

Food assistance research



**Program operational
changes**



Natural experiments



Tele-health



Online services



ADMINISTRATION FOR
CHILDREN & FAMILIES
Office of Family Assistance



Researcher and Policy Panel

Diane Whitmore Schanzenbach, Professor and
Director, Institute of Policy Research at Northwestern
University

Maria Boyle, Senior Associate, Abt Associates

Jillian Ouellette, Social and Economic Policy
Analyst, Abt Associates



Poll Question #3

What new challenges have emerged or increased in the time of the pandemic related to food insecurity? (Pick top one)

- ☐ Increased prevalence of food insecurity among TANF caseload?
- ☐ Increased number of families across socioeconomic levels applying or needing services?
- ☐ Those in need not being aware of how to apply for State and local programs?
- ☐ Access and availability of food for those in need?
- ☐ Other



State and Local Practitioner Panel

Tikki Brown, Director of Economic Opportunity and Nutrition Assistance, Minnesota Department of Human Services

Alexis Fernandez, Branch Chief of the CalFresh and Nutrition Branch, California Department of Social Services

Julie Garreau, Executive Director, Cheyenne River Youth Project (unable to attend)



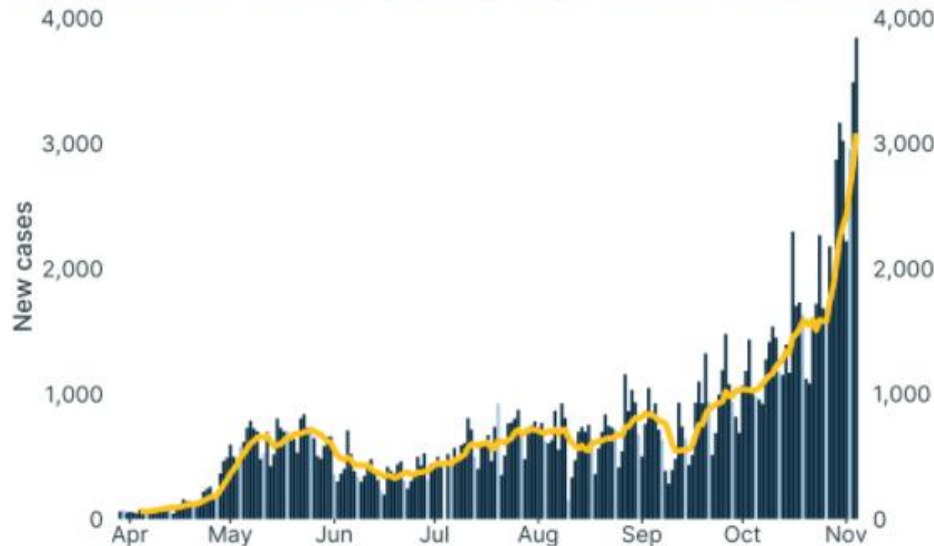
TANF and Food Insecurity: Supporting Vulnerable Families in the Time of COVID-19

Tikki Brown, Director, Economic Opportunity and Nutrition Assistance

MN is experiencing a severe surge in COVID

New COVID-19 cases in MN by date reported

Based solely on cases confirmed by the MN Department of Health.
Line represents 7-day rolling average. Light blue bars are Mondays.

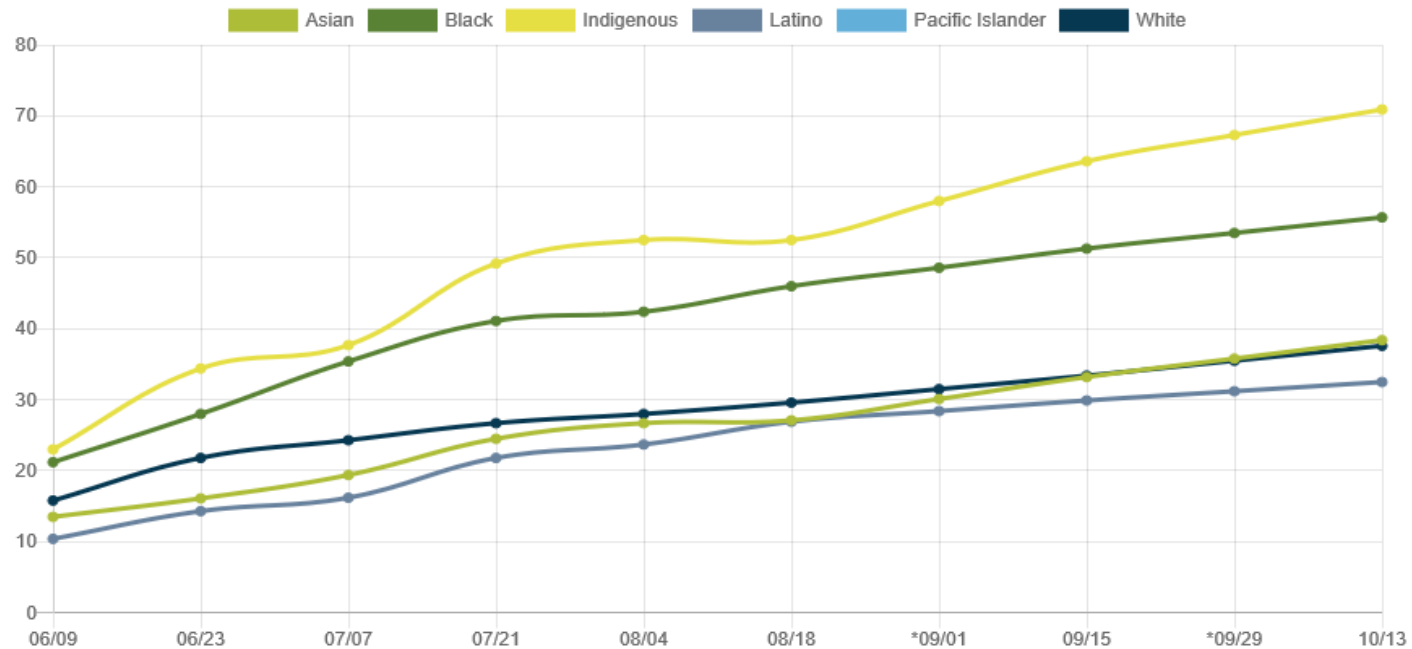


Source: Minnesota Department of Health. Graphic by David H. Montgomery | MPR News

MPRnews

COVID is hitting communities of color hard

RATES OF DEATH FROM COVID-19 (PER 100,000 PEOPLE) IN MINNESOTA, JUNE 9-OCT. 13, 2020



Addressing Food Insecurity during COVID

Governor's office: Food Security Workgroup

Community Partnership: Urban American Indian Community

Program Policy: Recertification Example

Mission

Ensure that all Minnesotans have access to stable food supplies during the duration of and recovery from the COVID-19 pandemic and that Minnesotans do not need to put themselves in harm's way to access that food.

Strategies

1. Support food banks and food shelves so they can meet statewide household demand
2. Expand availability, access, and support for all Public Benefit Food Support programs
3. Provide access to meals for all children for duration of and recovery from the COVID-19 pandemic
4. Engage with Tribal Nations and ensure they experience food security
5. Serve as a source of needs coordination and resource distribution via the SEOC
6. Partner with nonprofit and corporate leaders to provide meals across MN
7. Ensure stability and continuity in the overall food supply chain

Critical food security financial support

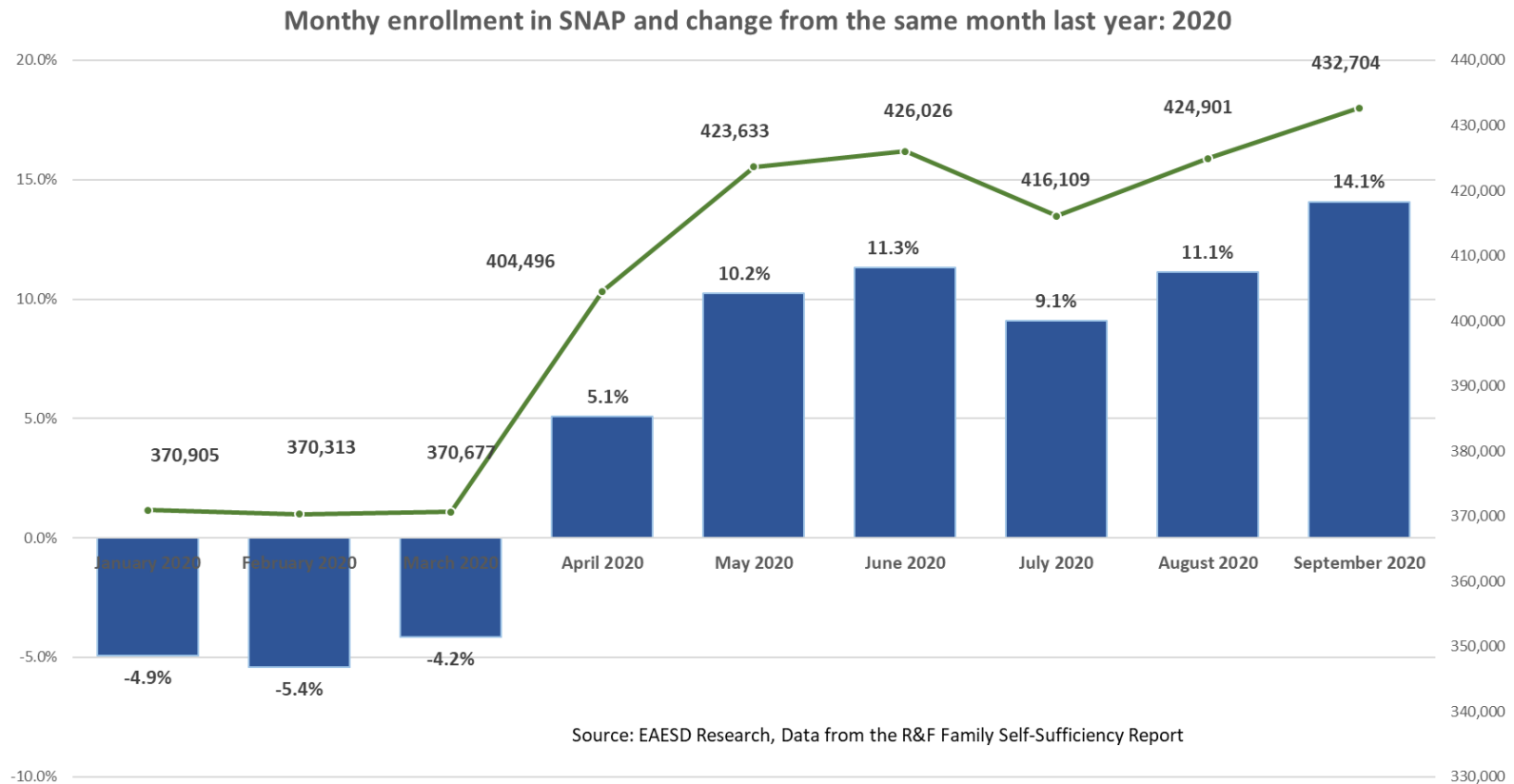
Critical investments above base funding*	Amount
Food, groceries and meals	\$34,245,000
Cash assistance to families for food (Summer P-EBT)	\$30,000,000
Equipment, transportation and infrastructure for hunger relief network	\$16,650,000
Supplies, personnel, outreach and monitoring	\$12,229,000
Total	\$93,124,000

*Includes MSFP transportation grants, CARES Act transportation grants, MN COVID Relief assistance to tribes, and food security related CRF funds; not included are funding shifts (e.g. approximately \$700,000 from Met Transit to transport food with excess transit capacity)

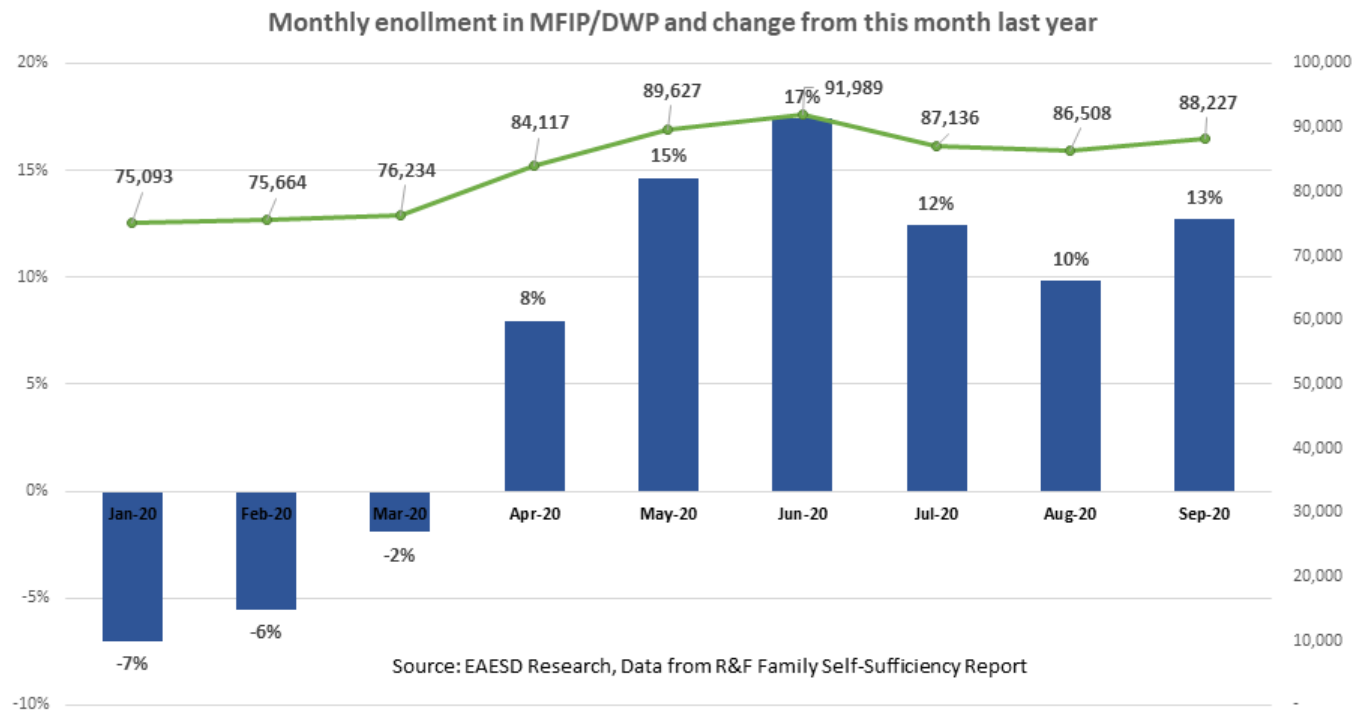
Urban American Indian Community Partnership

- Following the wake of the George Floyd murder, Minnesota Department of Human Services staff convened members of the Twin Cities American Indian community who were hard hit by the destruction of property. The following coordination efforts occurred for the delivery of food and PPE:
 - 500+ hot meals were delivered to Little Earth of United Tribes – low income housing for American Indians
 - Baby formula was delivered to the Little Earth of United Tribes
 - Four new pop-up food distribution locations were put in place
 - The Sioux Chef delivered hot meals to a homeless encampment comprised primarily of American Indians
 - Face masks/PPE were distributed to 8 American Indian organizations for staff and community members


SNAP is responding to COVID







Minnesota Family Investment Program

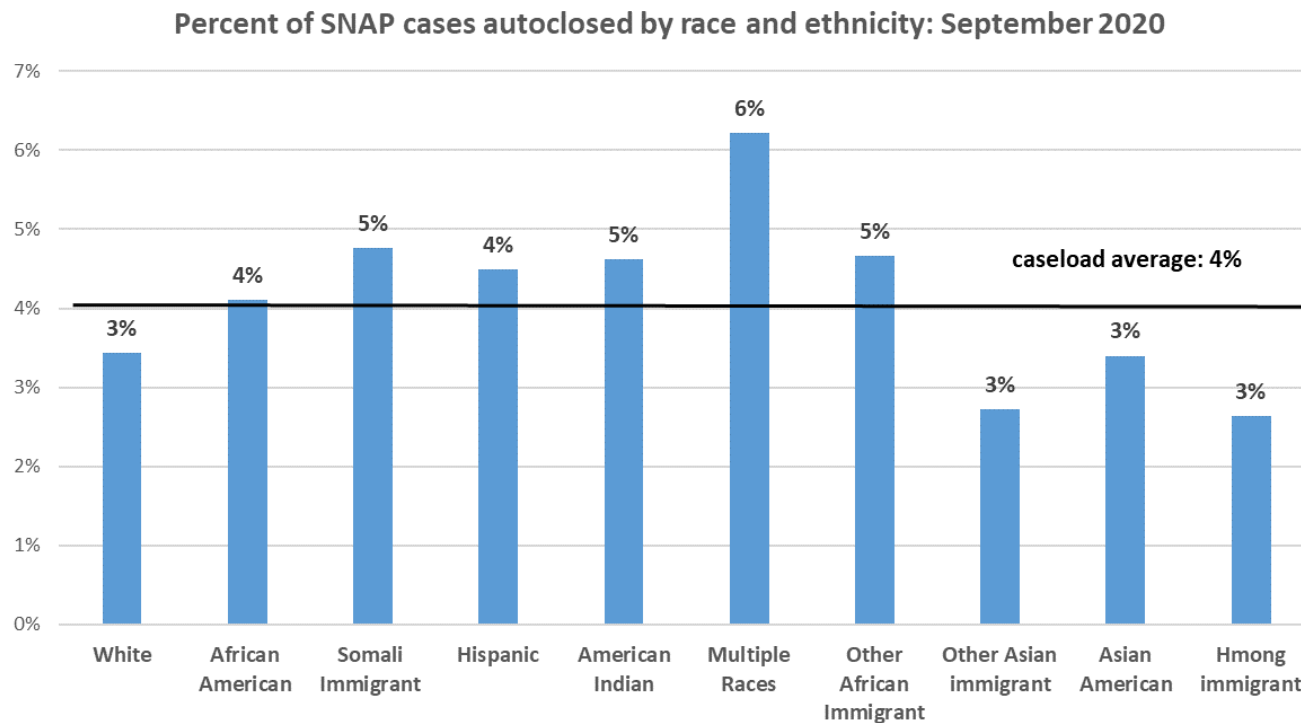


Recertifications impact *eligible* households the most



-  Households that submitted information and found eligible. *SNAP: 56% MFIP: 53%*
-  Households automatically closed at the end of August but re-opened in September or October. *SNAP: 19% MFIP: 29%*
-  Households automatically closed at the end of August and are still off. We do not know how many are eligible and how many are ineligible. *SNAP: 18% MFIP: 8%*
-  Households who submitted information and were found no longer eligible. *SNAP: 7% MFIP: 10%*

The households auto-closed mirror COVID disparities by race and ethnicity



Key Aspects of Minnesota's COVID Food Insecurity Focus

1. Help reduce the spread of COVID
2. Provide workload relief to counties and tribes
3. Reduce the stress on community resources



TANF and Food Insecurity:

Supporting Vulnerable Families in the Time of COVID-19

Alexis Fernández

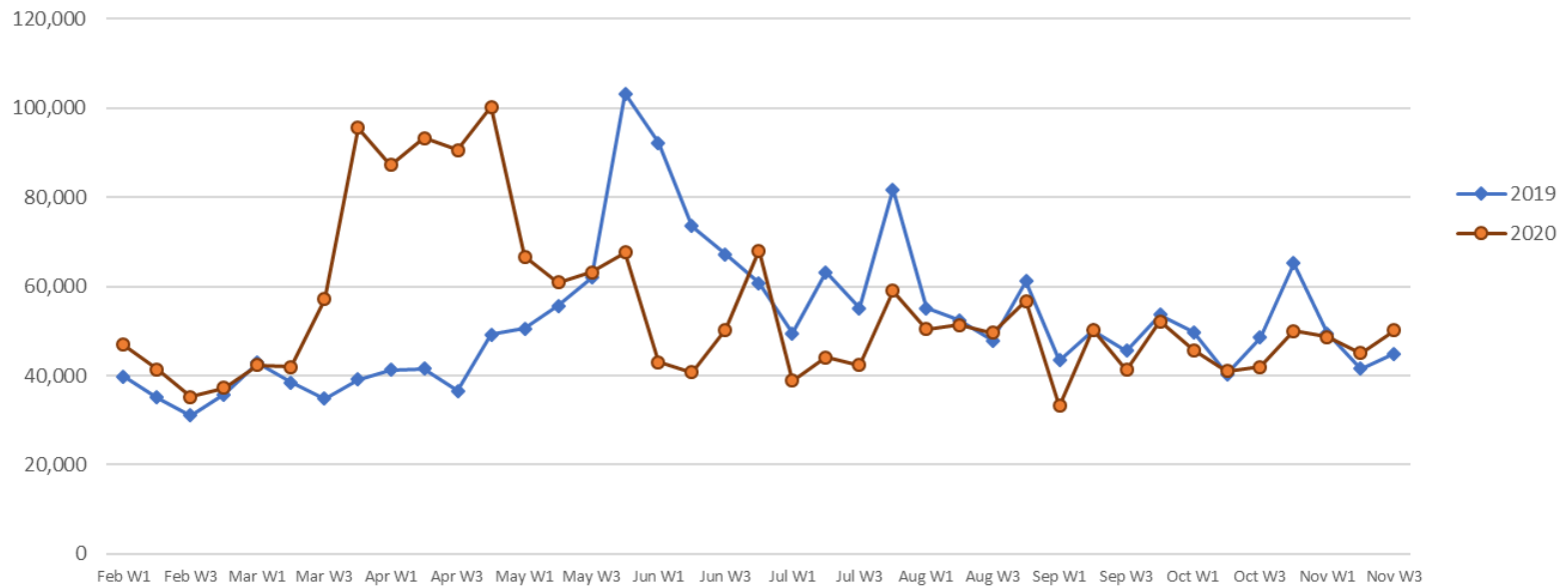
CalFresh and Nutrition Branch

California Department of Social Services

Tuesday, December 1, 2020

CalFresh Weekly Application Volume

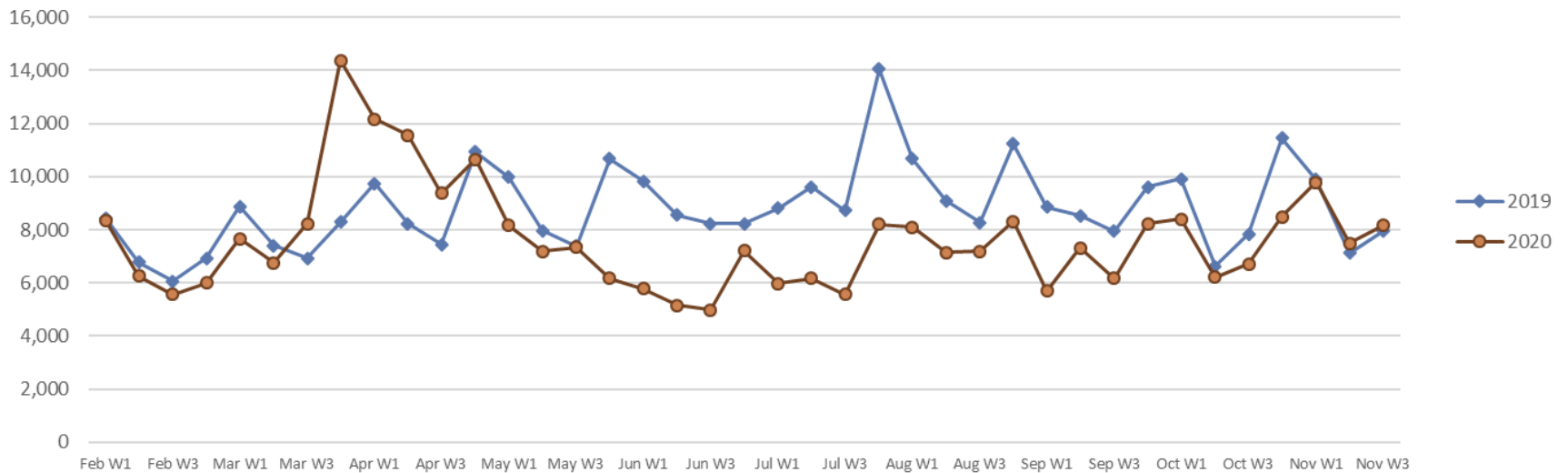
CalFresh Applications Received Weekly, 2019 - 2020



Source: CalSAWS & CalWIN systems. Current as of 11/09/20.

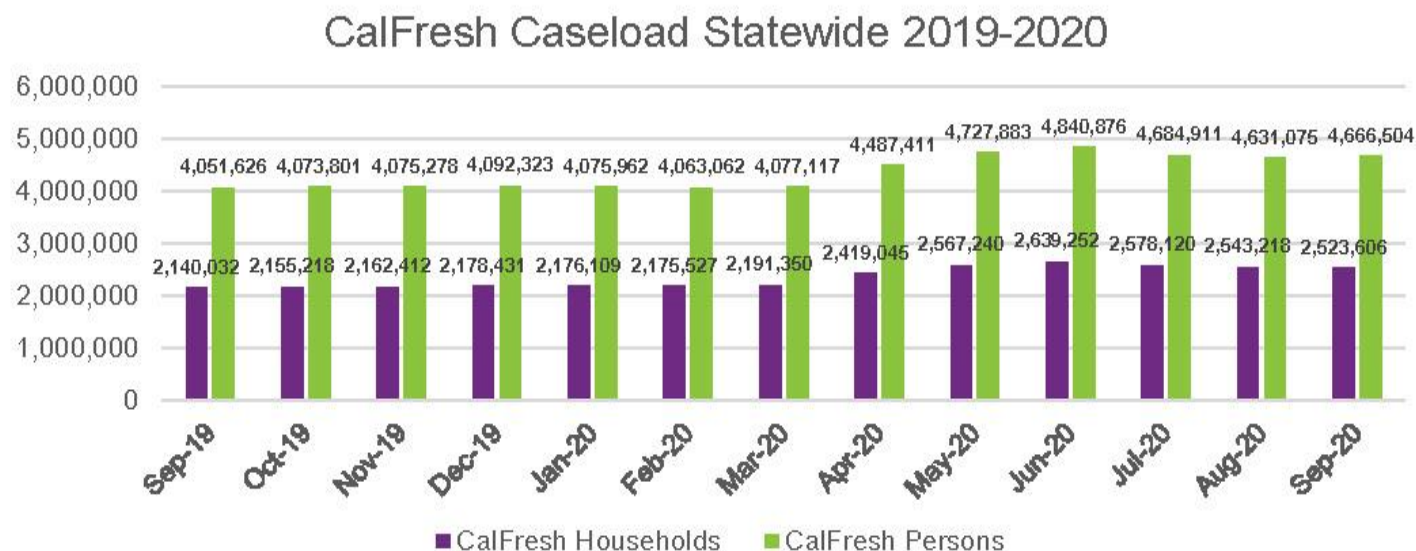
CalWORKs Weekly Application Volume

CalWORKs Applications Received Weekly, 2019 - 2020



Source: CalSAWS & CalWIN systems. Current as of 11/09/20.

SNAP/CalFresh Caseload



Source: CalFresh Data Dashboard, Monthly Participation

COVID-19 Response



Administrative Flexibilities

Implemented a number of federal administrative flexibilities. As often as possible, aligned with CalWORKs for a more seamless client experience

- Reporting & Interview Waivers
- EBT Online Purchasing

Collaboration: hosted joint technical assistance sessions and issued joint policy guidance

Workforce Services

- New resources to engage in remote and distance learning via partnership with Cell-Ed. Available for SNAP E&T, TANF Welfare to Work, and more
 - Education and training accessible via electronic device
 - Curriculum includes “English on the Go”, basic literacy, work ready skills, and more
- New Laptop Loaner Program
 - CalWORKs integrated with Home Visiting and CalFresh integrated with E&T
- Collaboration: hosted joint training sessions and issued joint policy guidance

Pandemic EBT (P-EBT)

California's estimates that 3,941,570 school aged children were eligible for P-EBT statewide and benefits were issued for 3,738,746 children, representing a nearly 95% statewide reach rate.

Summary of Statewide P-EBT Data	Value
Total Eligible Children Issued P-EBT Benefits	3,738,746
Total P-EBT Benefits Issued	\$1,362,140,097
Total Automatically Eligible Children Issued P-EBT Benefits	2,256,807
Total Applicant Eligible Children Issued P-EBT Benefits	1,481,939
Total Cards Issued to Automatically Eligible Children ⁱ	1,640,403
Total Cards Issued to Applicant Children ⁱ	1,253,956
Total Applications Received (unduplicated)	1,374,413
Total Children Issued Full Benefits	3,719,015
Total Children Issued Prorated Benefits	19,723



P-EBT 1.0 Outcomes Report: www.cdss.ca.gov/pandemic-ebt

State Emergency Food Resources

- **\$75M (State Funded) Emergency Food Boxes**
 - About 180,000 food boxes distributed each week; each box feeds a household of 3-4 people for 3-4 days
 - Distributed through network of 50 food banks and 10 tribes
 - Food box distribution expected to continue through May 2021
- **\$90M in Coronavirus Relief Funding**
 - \$40M for reimbursement of COVID related food bank expenses
 - \$35M for palletized food + \$15M for diapers
 - Must be expended by the end of 2020

Wildfire Response

- Timely Household Reporting rules waived in 19 counties
- Hot Foods rules waived in 47 counties
- Approved to issue four Automated Mass Replacements totaling an estimated \$5,623,126 in CalFresh benefits
- Implemented Disaster-SNAP or D-SNAP in 19 counties
 - Emphasized phone and online access

More Info: CalFresh Disaster Response webpage:

<https://www.cdss.ca.gov/inforesources/calfresh/disaster-calfresh>





ADMINISTRATION FOR
CHILDREN & FAMILIES
Office of Family Assistance



Cheyenne River Youth Project

<https://lakotayouth.org/programs/>

Stay in Touch!

Julie Garreau

Executive Director

Cheyenne River Youth Project

www.lakotayouth.org

Email: lakotayouth@gmail.com

Phone: 605-964-8200



Poll Question #4

What strategies do you think may be most helpful for your particular agency or program? (Pick top one)

- ☐ More collaboration with other agencies and/or food banks or other community partners addressing food insecurity?
- ☐ Increased flexibility or eligibility policies/procedures for SNAP, WIC, and/or other programs?
- ☐ Ways to communicate to communities about available services and how to access them?
- ☐ Other?

Questions and Answers





ADMINISTRATION FOR
CHILDREN & FAMILIES
Office of Family Assistance



Poll Question #5

What topics would you like to see in future webinars?



Additional Information

- OFA PeerTA website
(<http://peerta.acf.hhs.gov>)
- A transcript and audio recording of this webinar will be available shortly on the PeerTA Network website at:
<https://peerta.acf.hhs.gov/>. We would also like to hear from you about future webinar topics. Please send us your ideas by e-mail to peerta@blhtech.com.



Webinar Feedback

- Please remember to provide your feedback using the brief survey that will launch when the webinar ends.

Thank you!