




Developing the Capacity for Evidence Informed Practice


Yvette Lamb

Principal-Family Self-Sufficiency, ICF



What is a pathway to evidence-based practice for TANF programs



Evidence Informed Practice	Evidence Based Practice
<p data-bbox="558 711 1195 863">Non Experimental Evidence</p> <ul data-bbox="558 892 1169 1045" style="list-style-type: none"><li data-bbox="558 892 1082 963">• Home grown<li data-bbox="558 978 1169 1045">• Practice based	<p data-bbox="1485 711 2068 863">Evidence Based Practice</p> <ul data-bbox="1485 892 2374 1220" style="list-style-type: none"><li data-bbox="1485 892 2254 1045">• Quasi-experimental evidence<li data-bbox="1485 1063 2374 1135">• Experimental Evidence<li data-bbox="1485 1149 1956 1220">• Replication



Promising TANF Programs Possible Pathway

Focus:

- Define practice
- Document practice
- Determine fidelity
- Examine effectiveness

- 
- 
- How do TANF programs define their practice?
 - How do TANF programs implement with fidelity to their practice definition?
 - What types of evidence demonstrate TANF program effectiveness?

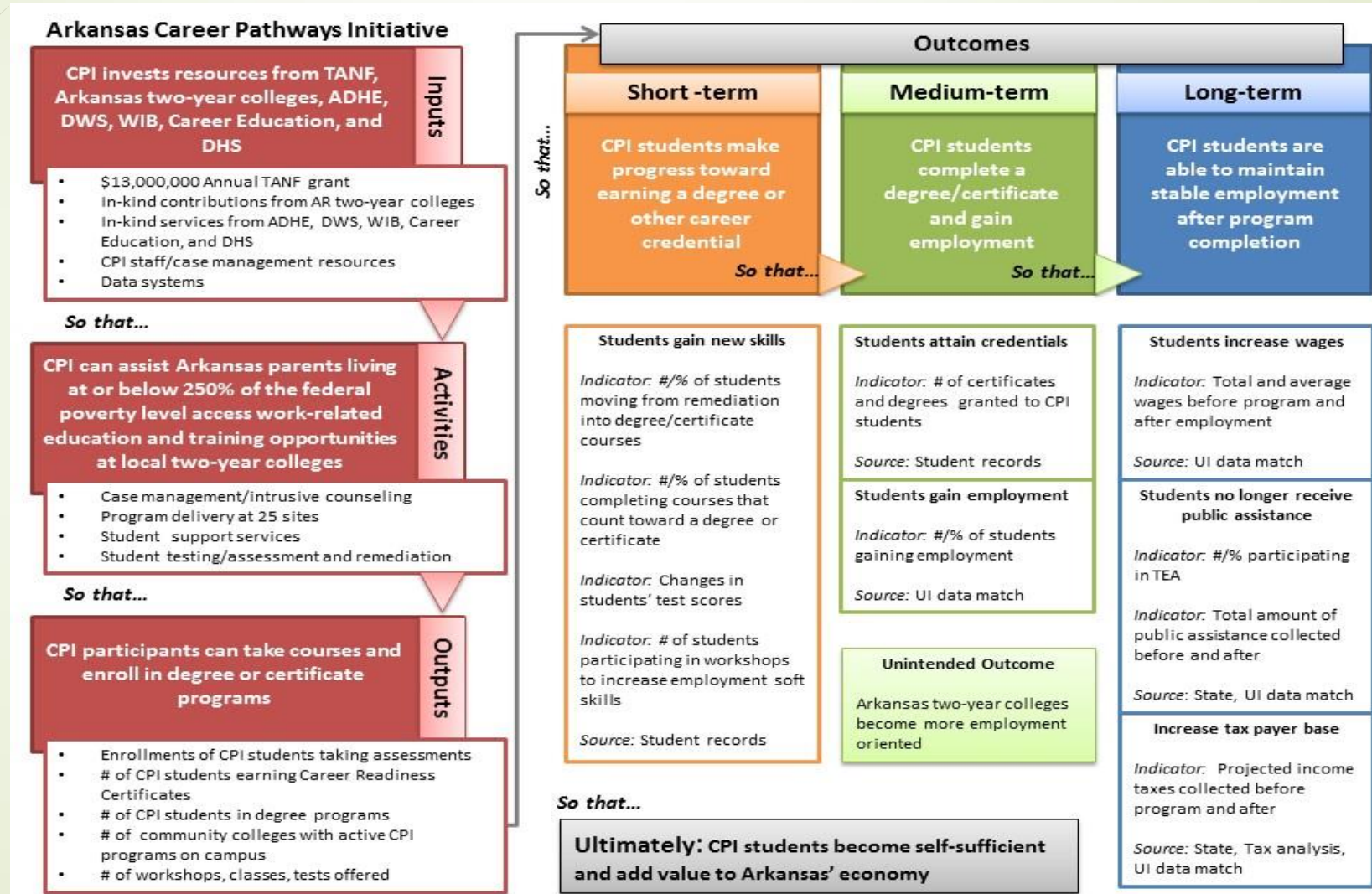


1. Select Pilot Programs

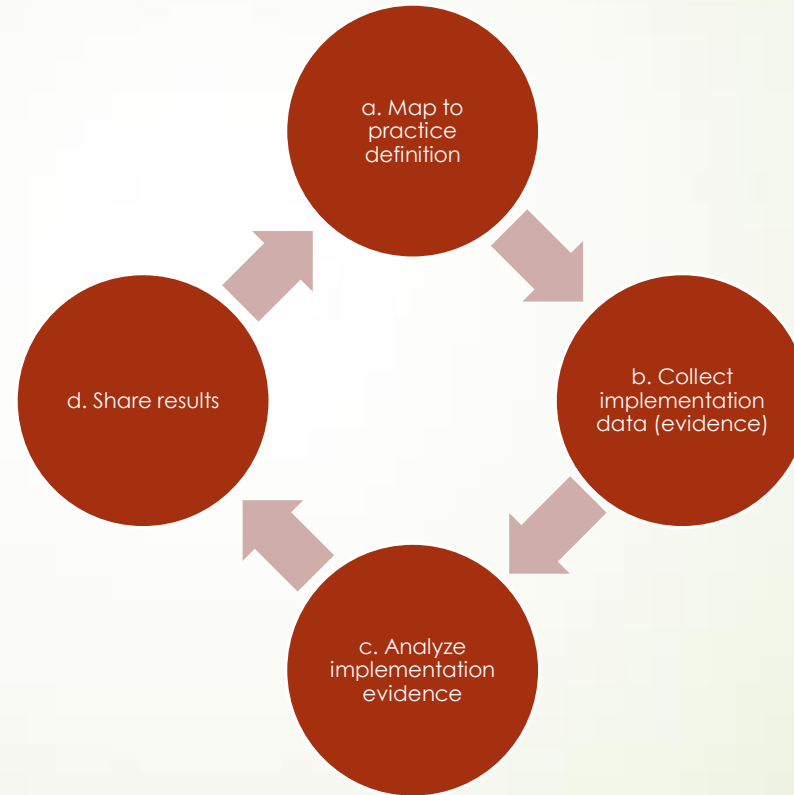
Promising TANF Programs Criteria:


- Geographic Location
- Internal Analysis
- External Evaluation
- Cited as “promising”

2. Define Practice



3. Examine and Document Fidelity to Practice





4. Evidence Informed TANF Programs and Practices

Non-experimental Evidence

- Home grown
- Practice based



Evidence Based Practice

- Quasi-Experimental Evidence
 - Experimental Evidence
 - Replication
- 