




National Alliance to
END HOMELESSNESS

Family Homelessness – Role of TANF

What do we know about families who do become homeless?

- Mostly single parents
- Parents are often young (many under age 25)
- African-American families over-represented
 - (3x gen pop./2x pop. living in poverty)
- Half of children in shelter age 5 or under
 - Risk of homelessness is higher the younger the child
- Families are very poor with thin social networks
- Children are at the far end of a “continuum of risk”
- About 20% of parents have a disability

Poverty & Housing



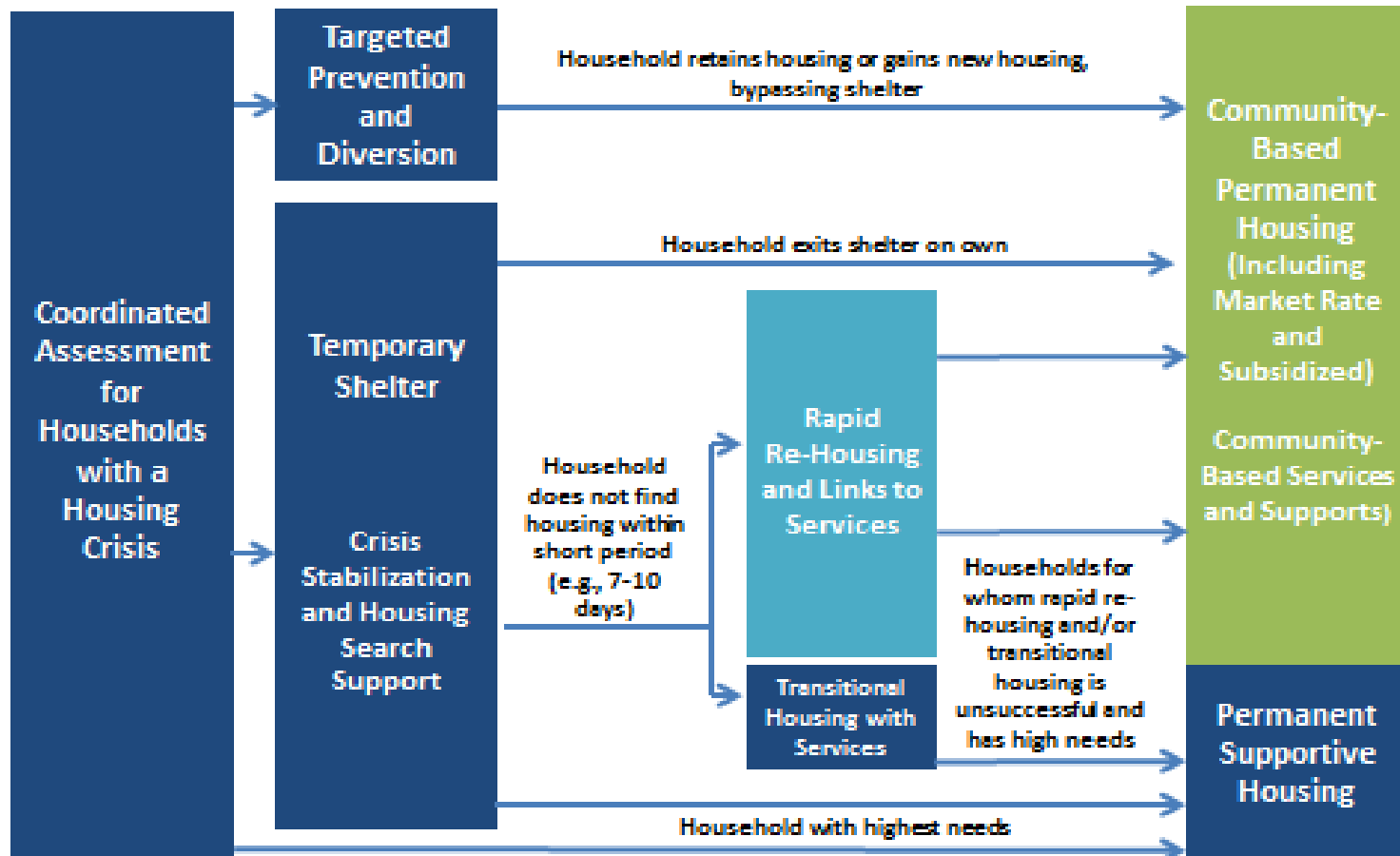
People in poverty living in doubled up situations
7 million

Homeless
560,000

Culhane Typology: Improving Family Homeless Systems

Service Pattern	Percent	Historical Response	New Response
Temporary	72-80%	Short shelter/TH stays	Rapid Re-housing when necessary
Long-Stays	15-20%	Long transitional housing stays	Rapid Re-housing/Some retention of TH
Episodic	5 – 8%	Multiple shelter stays	Intensive housing & service models – including PSH

USICH Family Crisis System Framework



Core Components of Rapid Re-Housing

Housing Identification

Rent and Move-In Assistance (Financial)

Rapid Re-housing Case Management and Services

Rapid Re-Housing Decreases Public Assistance spending per family by 50%.

Old System:
Emergency Shelter to Transitional Housing

Service	Rate per Day	Average LOS	Cost per Family
Emergency Shelter	\$125	87 Days	\$10,875
Transitional Housing	\$84	253 Days	\$21,252
Total Average Cost Per Family:			\$32,127

New System:
Rapid Re-housing

Service	Rate per day	Average LOS	Cost per Family
Emergency Shelter	\$125	54 Days	\$ 6,750
Rapid Re-Housing	\$50	189 Days	\$9,450
Total Average Cost Per Family:			\$16,200

Rapid Re-housing Works!

Decreased
Length of
Time on Public
Assistance



Rapid Re-Housing: **189 Days**
Transitional Housing: 339 Days

Increased
Earned Monthly
Income



Rapid Re-Housing: **50%**
Transitional Housing: 14%

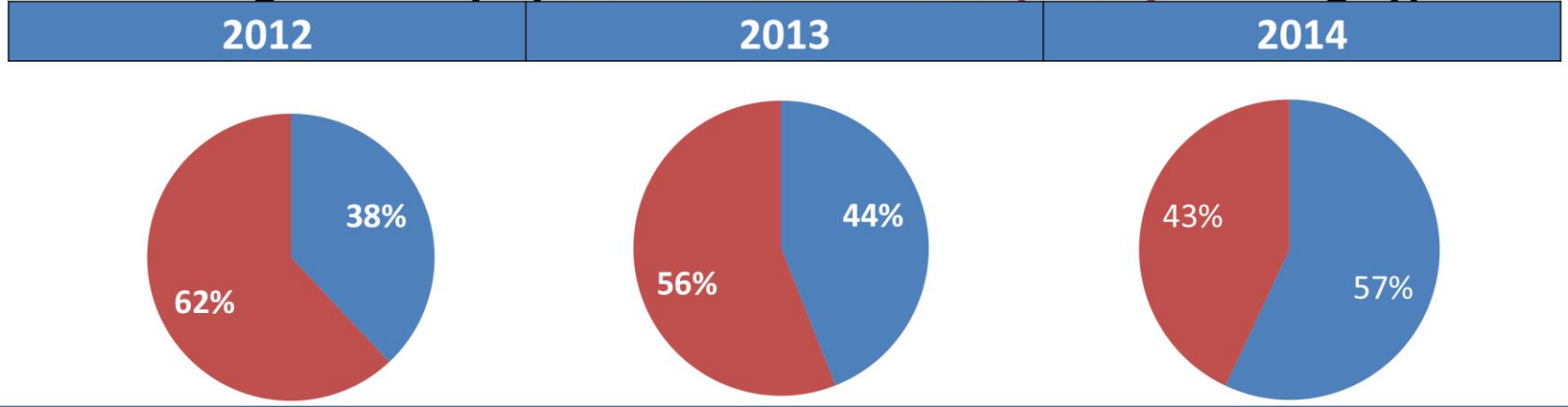
Reduced
Recidivism
Rate



Rapid Re-Housing: **6%**
Transitional Housing: 21%

2014 Snapshot (Spokane)

Housing Inventory by Permanent and Temporary Housing Type



Point In Time Total Households with Children

2011	2012	2013	2014	2015
275	170	152	146	121

Total Households Served in Temporary Housing

2012	2013	2014
631	908	1175

What Role Should TANF Agencies Play?

- Understand the intersection through exploring data – what does it suggest re: improving program responsiveness?
- Assess housing instability/homelessness risk at intake and periodically thereafter
- Develop/Improve internal capacity to respond to families in immediate/housing crisis – streamline applications, expedite benefits, improve coordination/referrals from homeless providers

What Can TANF Agencies Do?

- Have caseworkers work closely with homeless service providers to inform work responsibility plans seek both positive housing and employment outcomes
- Provide additional supports – including child care, connection to employment services, intensive case management services
- Re-evaluate current spending on homelessness
- Invest agency time/resources in ending family homelessness
- Assume leadership role in transforming family homeless system

Promising TANF Models

- CA Housing Support Program/Family Stabilization Plan
- Los Angeles
- New Jersey/Mercer County
- Idaho/Utah
- WA State

Questions?

Sharon McDonald

National Alliance to End Homelessness

(202) 942-8253

smcdonald@naeh.org