

Intro to TANF Data 101: ~Everything You Never Knew You Wanted to Know ~



Presented by Christina Tsichlis
TANF Program Specialist - Region III, ACF

Introduction

- This presentation will provide a brief overview of State TANF data and corresponding feedback.
- This presentation will also show States how states can use this feedback to correct data and why correct and accurate data is so very important.



Outline

- Overview TANF Data Reporting
- Central Office Feedback
- State Data Correction and Resubmission





Data Dream Team



State Data Offices



Regional Offices



Central Office

Overview of TANF Data

TANF Data Report Sections

Section One: Disaggregated Data

- Families Receiving Assistance

Section Two: Disaggregated Data

- Families No longer Receiving Assistance

Section Three: Aggregated Data

- Families Applying for, Receiving, and No Longer Receiving Assistance

Section Four (Sample):

- Families by Strata

Example from TANF Data Report

TANF DATA REPORT - SECTION 1 TANF DISAGGREGATED DATA COLLECTION FOR FAMILIES RECEIVING ASSISTANCE UNDER THE TANF PROGRAM

GENERAL INFORMATION

| | | | | |
|----------------------|----------------------|---|--|----------------------|
| 1. State FIPS Code | 2. County FIPS Code | 3. Tribal Code (For Tribal Use Only) | 4. Reporting Month | 5. Stratum |
| <input type="text"/> | <input type="text"/> | <input type="text"/> | <div>Year</div> <input type="text"/> <div>Month</div> <div>Y Y Y Y M M</div> | <input type="text"/> |

FAMILY LEVEL DATA

| | | | | |
|-----------------------|----------------------|----------------------|------------------------------|---|
| 6. Case Number - TANF | 7. ZIP Code | | | |
| <input type="text"/> | <input type="text"/> | | | |
| 8. Funding Stream | 9. Disposition | 10. New Applicant | 11. Number of Family Members | 12. Type of Family for Work Participation |
| <input type="text"/> | <input type="text"/> | <input type="text"/> | <input type="text"/> | <input type="text"/> |

ASSISTANCE RECEIVED BY THE FAMILY

| | | | | | |
|---------------------------------|---------------------------------|--------------------------|--------------------------------------|------------------------------------|-------------------------------------|
| 13. Receives Subsidized Housing | 14. Receives Medical Assistance | 15. Receives Food Stamps | 16. Amount of Food Stamps Assistance | 17. Receives Subsidized Child Care | 18. Amount of Subsidized Child Care |
| <input type="text"/> | <input type="text"/> | <input type="text"/> | <input type="text"/> | <input type="text"/> | <input type="text"/> |

Example from TANF Data Reporting Instructions

TANF Data Report - Section One Disaggregated Data Collection For Families Receiving Assistance under the TANF Program

INSTRUCTIONS AND DEFINITIONS

General Instruction: The State agency or Tribal grantee should collect and report data for each data element. The data must be complete (unless explicitly instructed to leave the field blank) and accurate (i.e., correct).

An "Unknown" code may appear only on four sets of data elements: ([#32 and #68] Date of Birth, [#33 and #69] Social Security Number, [#41 and #75] Educational Level, and [#42 and #76] Citizenship/Alienage). However, for these data elements, unknown is not an acceptable code for individuals who are members of the eligible family (i.e., family affiliation code "1").

There are five data elements for which States have the option to report based on either the budget month or the reporting month. These are: #16 Amount of Food Stamps Assistance; #19 Amount of Child Support; #20 Amount of the Family's Cash Resources; #65 Amount of Earned Income; and [#66 and #77] Amount of Unearned Income. Whichever choice the State selects must be used for all families reported each month and must be used for all months in the fiscal year.

1. State FIPS Code: Enter your two-digit State code from the following listing. These codes are the standard codes used by the National Institute of Standards and Technology. Tribal grantees should leave this field blank.

| State | Code | State | Code |
|----------------|------|---------------|------|
| Alabama | 01 | Montana | 30 |
| Alaska | 02 | Nebraska | 31 |
| American Samoa | 60 | Nevada | 32 |
| Arizona | 04 | New Hampshire | 33 |

Section One: Disaggregated Data

Families Receiving Assistance

Section One: Disaggregated Data

- Families Receiving Assistance

11

Section One

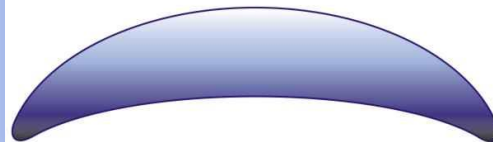
Examples of Personal Level Data

PERSON LEVEL DATA

ADULT AND MINOR CHILD HEAD-OF-HOUSEHOLD CHARACTERISTICS

| | 30. Family Affiliation | 31. Non-Custodial Parent Indicator | 32. Date of Birth (Age) | 33. Social Security Number |
|-------|------------------------|------------------------------------|-------------------------|----------------------------|
| Adult | | | | |
| 1 | | | Y Y Y Y M M D D | |
| 2 | | | | |
| 3 | | | | |
| 4 | | | | |
| 5 | | | | |
| 6 | | | | |

Personal



Section Two: Disaggregated Data

Families No Longer Receiving Assistance

Section Two: Disaggregated Data

- Families No Longer Receiving Assistance

Section Two: Disaggregated Data

Families No Longer Receiving Assistance



Section Two: Disaggregated Data Families No Longer Receiving Assistance

TANF DATA REPORT - SECTION 2 TANF DISAGGREGATED DATA COLLECTION FOR FAMILIES NO LONGER RECEIVING ASSISTANCE UNDER THE TANF PROGRAM

GENERAL INFORMATION

1. State FIPS Code

| | |
|--|--|
| | |
|--|--|

2. County FIPS Code

| | | | |
|--|--|--|--|
| | | | |
|--|--|--|--|

3. Tribal Code
(For Tribal Use Only)

| | | | |
|--|--|--|--|
| | | | |
|--|--|--|--|

4. Reporting Month

Year

| | | | |
|---|---|---|---|
| | | | |
| Y | Y | Y | Y |

Month

| | |
|---|---|
| | |
| M | M |

5. Stratum

| | |
|--|--|
| | |
|--|--|

Section Three: Aggregated Data Families Applying for, Receiving and No Longer Receiving Assistance

Section Three: Aggregated Data

- Families Applying for, Receiving,
and No Longer Receiving
Assistance

Section Three: Aggregated Data Families Applying for, Receiving and No Longer Receiving Assistance

TANF DATA REPORT - SECTION 3 TANF AGGREGATED DATA COLLECTION FOR FAMILIES RECEIVING ASSISTANCE UNDER THE TANF PROGRAM

GENERAL INFORMATION

1. State FIPS Code

2. Tribal Code
(For Tribal Use Only)

3. Calendar Quarter

Year

| | | | |
|---|---|---|---|
| | | | |
| Y | Y | Y | Y |

Quarter

| |
|---|
| |
| Q |

TANF APPLICATIONS

FIRST MONTH

4. Total Number of Applications

5. Total Number of Approved Applications

6. Total Number of Denied Applications

SECOND MONTH

THIRD MONTH

Section Four: Number of Families by Stratum for States that Report Data Based on a Stratified Sample

Section Four (Sampling States):

- Families by Strata

Section Four: Number of Families by Stratum

TANF DATA REPORT - SECTION 4 NUMBER OF FAMILIES BY STRATUM FOR STATES THAT REPORT DATA BASED ON A STRATIFIED SAMPLE


GENERAL INFORMATION

| | | |
|----------------------|---|----------------------|
| 1. State FIPS Code | 2. Tribal Code (For Tribal Use Only) | 3. Calendar Quarter |
| <input type="text"/> | <input type="text"/> | <input type="text"/> |
| | | Year |
| | | <input type="text"/> |
| | | Y Y Y Y |
| | | Quarter |
| | | <input type="text"/> |
| | | Q |

6. TOTAL NUMBER OF FAMILIES

| 4. TDR Section Indicator | 5. Stratum | A. FIRST MONTH | B. SECOND MONTH | C. THIRD MONTH |
|--------------------------|----------------------|----------------------|----------------------|----------------------|
| 1. <input type="text"/> | <input type="text"/> | <input type="text"/> | <input type="text"/> | <input type="text"/> |
| 2. <input type="text"/> | <input type="text"/> | <input type="text"/> | <input type="text"/> | <input type="text"/> |
| 3. <input type="text"/> | <input type="text"/> | <input type="text"/> | <input type="text"/> | <input type="text"/> |
| 4. <input type="text"/> | <input type="text"/> | <input type="text"/> | <input type="text"/> | <input type="text"/> |

Data Submission Due Dates



February
14th

May
15th

August
14th

November
14th

Complete and Accurate Data

What is “complete and accurate” data?



Data Reporting Flow Chart


Section One

Section Two


Section Three

Section Four


Electronically Submitted to Central Office Through TDRS



***Data Frequency
The Data is
Collected
Monthly
& Reported
Quarterly***

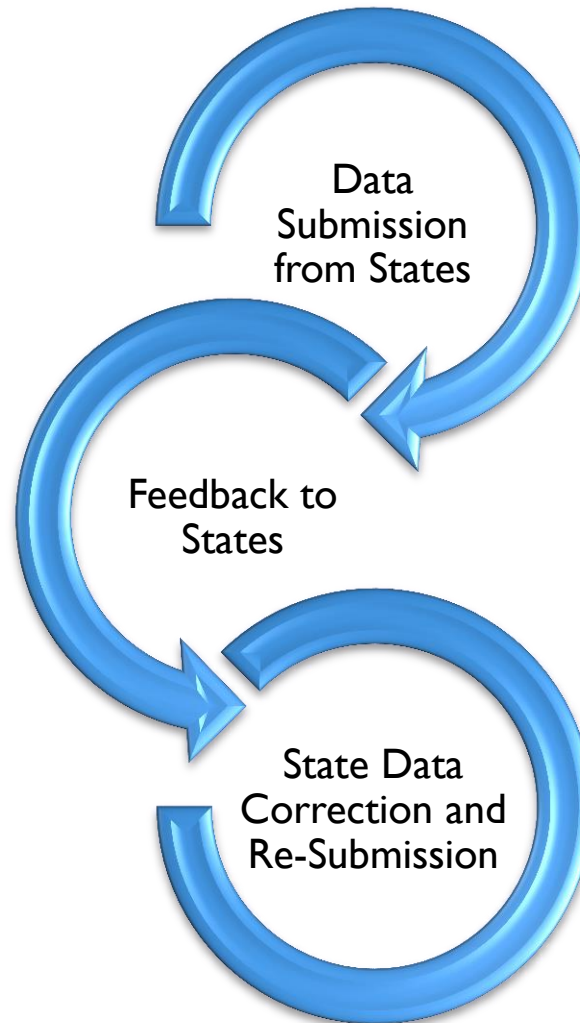


***The Data Must
Be Complete &
Accurate***



***Timely
Data is
Submitted 45
Days After the
Quarter Closes***

Data Submission Process



Central Office Feedback

- Transmission Files
- Monthly WPR Files
- Monthly Time Limit Files
- Quarterly Questionable Cases
- Quarterly Frequency Tables



Transmission Files



Transmission Files

Fatal Edits and Rejected Cases

TANF FATAL EDITS

SECTION I

| EDIT # | ITEM # | DESCRIPTION | EDIT VALUES | EDIT TYPE |
|--------|--------|------------------------------------|---|-----------|
| TI-146 | 48 | WORK ELIGIBLE INDIVIDUAL INDICATOR | IF ITEM 4 => 200810, THEN ITEM 48 MUST = 1-12 | FATAL |

Transmission Files

Warning Edits


TANF WARNING EDITS

SECTION I

| EDIT # | ITEM # | DESCRIPTION | EDIT VALUES | EDIT TYPE |
|--------|--------|---------------------------|------------------------------------|-----------|
| TI-106 | 21 | CASH AND CASH EQUIVALENTS | IF ITEM 21A > 0, ITEM 21B MUST > 0 | WARNING |

Examples of WPR Files and TL Files

- TANFff_DP
- TANFff_EA
- TANFff_EF
- TANFff_HL
- TANFff_HRSGT80
- TANFff_Summary
- TLIMFff_CM
- TLIMFff_EF
- TLFff_Summary
- WPRFff_RTE



Examples of Questionable Cases

- TANF Adults No Social Security Number
- Spouse of Head-of-Household with Inconsistent Marital Status
- TANF Children with an Age Less Than the Education Level



Example of Frequency Reports

- TANF Adults

Frequency

| Table of RACE_HISPANICby RPT_MONTH_YEAR | | | | |
|---|------------------------|--------|--------|-------|
| RACE_HISPANIC(Item 34a) | RPT_MONTH_YEAR(Item 4) | | | |
| | 201401 | 201402 | 201403 | Total |
| 1. yes | 636 | 639 | 637 | 1912 |
| 2. no | 4452 | 4443 | 4427 | 13322 |
| Total | 5088 | 5082 | 5064 | 15234 |

Example of Frequency Reports

- TANF Adults

Frequency

| Table of age by RPT_MONTH_YEAR | | | | |
|--------------------------------|------------------------|--------|--------|-------|
| age | RPT_MONTH_YEAR(Item 4) | | | |
| | 201401 | 201402 | 201403 | Total |
| 11-19 | 117 | 117 | 124 | 358 |
| 20-30 | 1348 | 1326 | 1315 | 3989 |
| 31-40 | 1026 | 1039 | 1031 | 3096 |
| 41-69 | 2458 | 2458 | 2453 | 7369 |
| 70 or older | 139 | 142 | 141 | 422 |
| Total | 5088 | 5082 | 5064 | 15234 |

Example of Frequency Reports

- TANF Adults

| Frequency | Table of GENDER by RPT_MONTH_YEAR | | | | |
|-----------|-----------------------------------|------------------------|--------|--------|-------|
| | GENDER(Item 35) | RPT_MONTH_YEAR(Item 4) | | | |
| | | 201401 | 201402 | 201403 | Total |
| | | | | | |
| | 1. male | 616 | 615 | 615 | 1846 |
| | 2. female | 4472 | 4467 | 4449 | 13388 |
| | Total | 5088 | 5082 | 5064 | 15234 |

Other Types of Feedback

- Section 1 and Section 3
or
Section 3 and Section 4 Agreement
- Section 2 and Section 3
or
Section 3 and Section 4 Agreement
- Data Related Questions



State Data Correction and Resubmission

- Transmission Files
- Monthly WPR Files
- Monthly Time Limit Files
- Quarterly Questionable Cases
- Quarterly Frequency Tables



How Will We Determine if the State is Meeting the Quarterly Reporting Requirements?

- We will review the data filed in the quarterly reports to determine if they meet the required standards.
- We will use audits and reviews to verify the accuracy of the data filed by the States.



Under What Circumstances Will We Take Action to Impose a Reporting Penalty for Failure to Submit Quarterly Reports?

- If a state fails to submit “complete and accurate” data for the TDR and/or SDR within 45 days after the close of the quarter, the State may be subject to a penalty of up to 4% of the State Family Assistance Grant (SFAG).
- If “complete and accurate” data for the quarterly TDR and SRD is submitted by the end of the quarter immediately succeeding the quarter for which the data is being reported, any penalty imposed will be automatically revoked.



Important Uses for TANF Data

- Work Participation Rates (WPR)
- Time Limits (TL)
- Characteristics
- TANF Program Success
- Caseload Publication
- Annual Report to Congress



Contact Information

Christina Tsichlis
TANF Program Specialist
215-861-4061
Christina.Tsichlis@acf.hhs.gov

I ♥
Data