

Tips for Mobilizing Data to Advance Race Equity in TANF

Data and research can be intimidating, especially when coupled with complex issues like race equity. This infographic gives some helpful tips and resources for TANF administrators and staff to approach data use to understand and promote race equity within their programs.

Speak the Same Language

1



TANF administrators, staff and researchers must be versed in data, research, and racial equity terms, used within their agencies.

- Familiarize yourself with [common terms](#)
- Use [data dictionaries](#) to define common terms, data elements, and other important features.
- Create a shared language with TANF leadership and staff responsible for data collection and research through discussion forums.

2

Get Organized

Questions to Consider When Formulating a Race Equity Question

- What equity concerns would you like to better understand within your TANF block grant?
- What challenges (or perceived challenge) are you trying to solve?
- Who is (or might be) impacted?
- What do you need to know about the impacted population to answer your race equity questions?



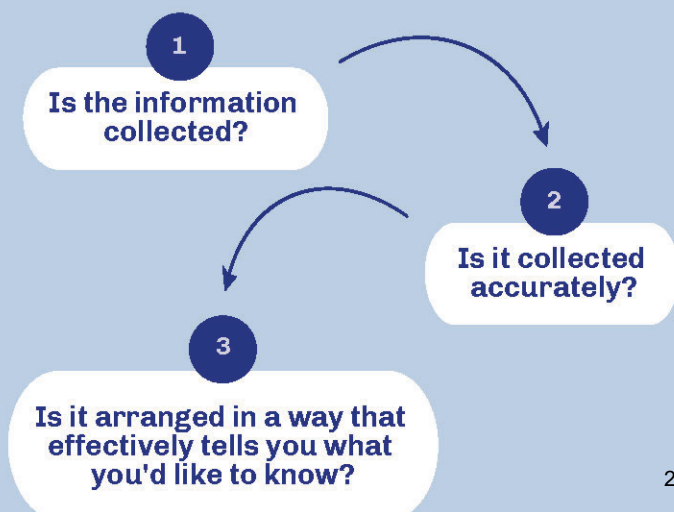
[This worksheet](#) can help you collect your thoughts when contemplating a research project related to TANF and race equity.

Considerations for Data Collection

Knowing what information is needed to answer race equity questions can guide data project planning discussions between TANF leadership and those responsible for data collection and research. View a comprehensive flowchart [here](#).

Resources

- [Assessing Data, TANF Data Collaborative](#)
- [Researchers Should Understand and Adapt Race and Ethnicity Data That Change Over Time](#), Child Trends (2022)
- [Evidence and Equity: Challenges for Research Design](#), OPRE (2017)
- [A Toolkit for Centering Racial Equity Throughout Data Integration](#), AISP (2019)



Share Your Race Equity Findings

3

National Equity Atlas, Racial Equity Data Lab: Data Visualization

The techniques below can be used in dashboards, briefs, data walks, or other ways to share race equity data. Read the [full brief here](#).

Decide the story you are trying to tell and the action steps you hope to evoke in the reader.



- What does the data show and why?
- What are the solutions?



Use these practices to create and choose a mix of data displays to tell your story.



Review the data display and narrative to ensure they tell a cohesive story.

Use **DATA WALKS** to visually display data and invite community stakeholders to interpret the data.

Learn more about data walks here:

[Foster Conversations About Results With Data Walks](#), Annie E Casey Foundation, (2016)



[Data Walks: An Innovative Way to Share Data with Communities](#), Urban Institute (2015)

4

Integrate Race Equity Data into Policy & Practice Decisions

The Racial Equity Tool

The Government Alliance on Race and Equity's (GARE) [Racial Equity Toolkit](#) provides a framework for integrating a race equity lens into policy and practice decision.



The Racial Equity and Policy (REAP) Framework

[The Commonwealth Fund's REAP Framework](#) provides context for health care advocates and leaders to integrate a race equity frame into health policy. TANF administrators can draw inspiration from the REAP framework.