** NOT FOR WIDE DISTRIBUTION **

Temporary Assistance for Needy Families: Racial Equity Snapshot

Administration for Children and Families
East Coast: Regions 1-4

Shantel Mickens, Regional TANF Program Manager, Regions 1 & 2

ADMINISTRATION FOR CHILDREN & FAMILIES

OFFICE OF FAMILY ASSISTANCE

OFA Priorities

- Strengthen TANF as a safety net and work program
- Apply a racial equity lens to our work
- Improve use of, access to, and quality of TANF data to inform program improvement

TANF is a flexible funding stream used by states for a wide variety of activities

TANF and MOE Spending and Transfers by Activity, FY 2020: United States

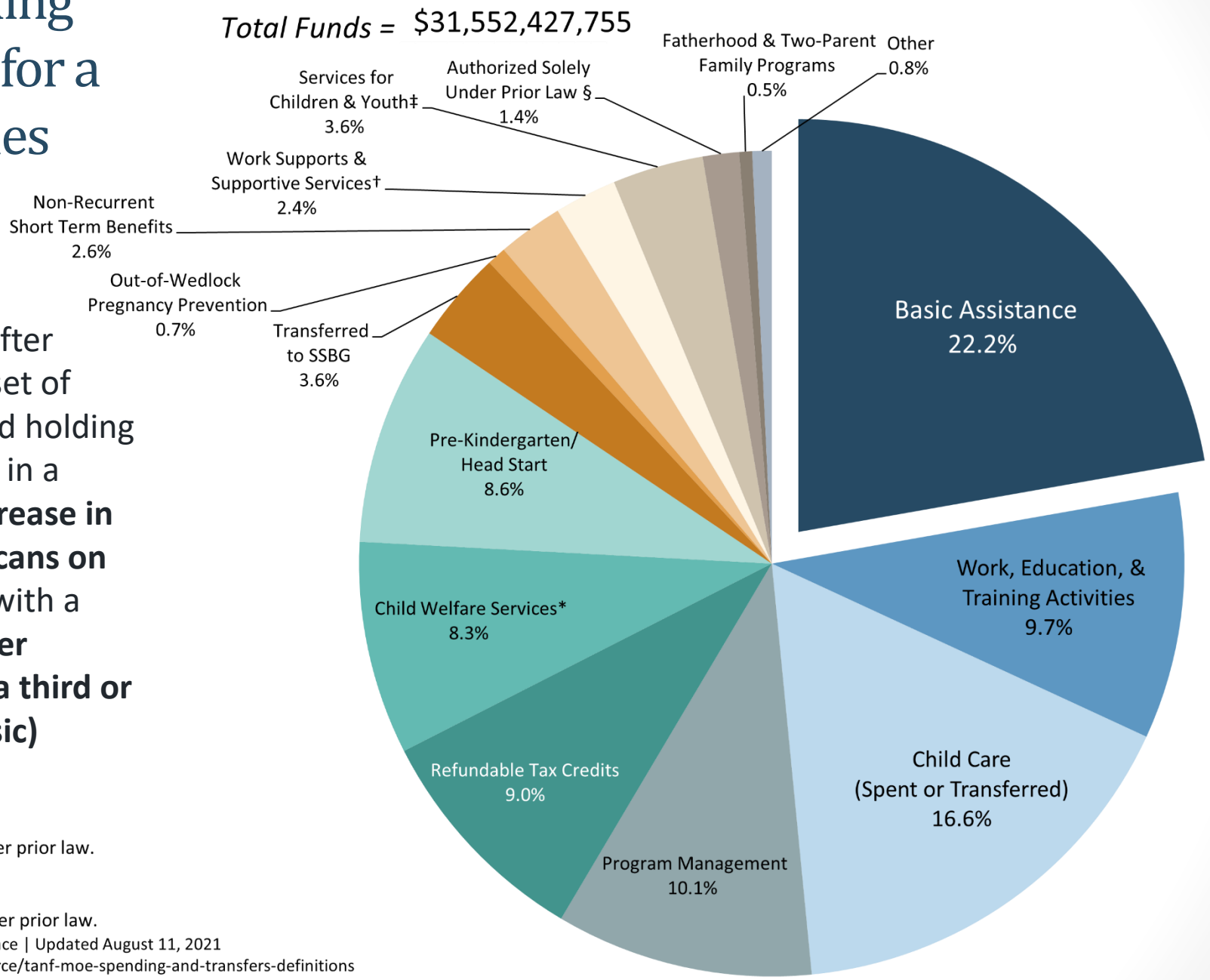

"Hardy et.al. (2019) found that, after controlling for a comprehensive set of economic and political factors and holding the percent of African Americans in a state constant, **a one percent increase in the percentage of African Americans on the TANF caseload** is associated with a nearly **one percentage point lower likelihood that the state spends a third or more of TANF funds on cash (basic) assistance**."

* Includes Foster Care/Child Welfare authorized solely under prior law.
† Includes Financial Education and Asset Development.
‡ Includes Home Visiting.
§ Excludes Foster Care/Child Welfare authorized solely under prior law.

Administration for Children and Families | Office of Family Assistance | Updated August 11, 2021
See definitions of categories at http://www.acf.hhs.gov/ofa/resource/tanf-moe-spending-and-transfers-definitions

TANF and MOE Spending on Basic Assistance, FY 2020

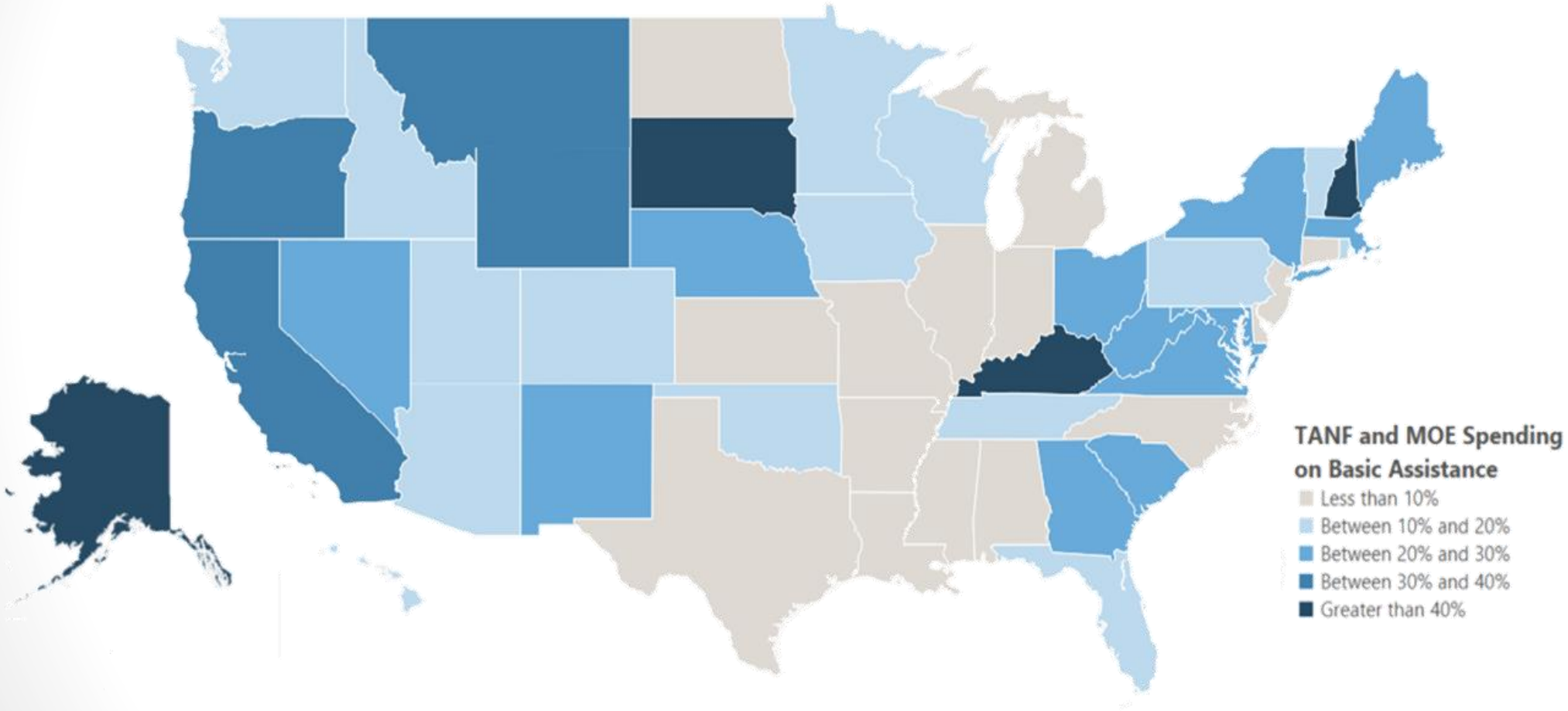

TANF & MOE spending on Core Activities, FY 2020

Basic assistance is a small share of TANF & MOE spending in many states

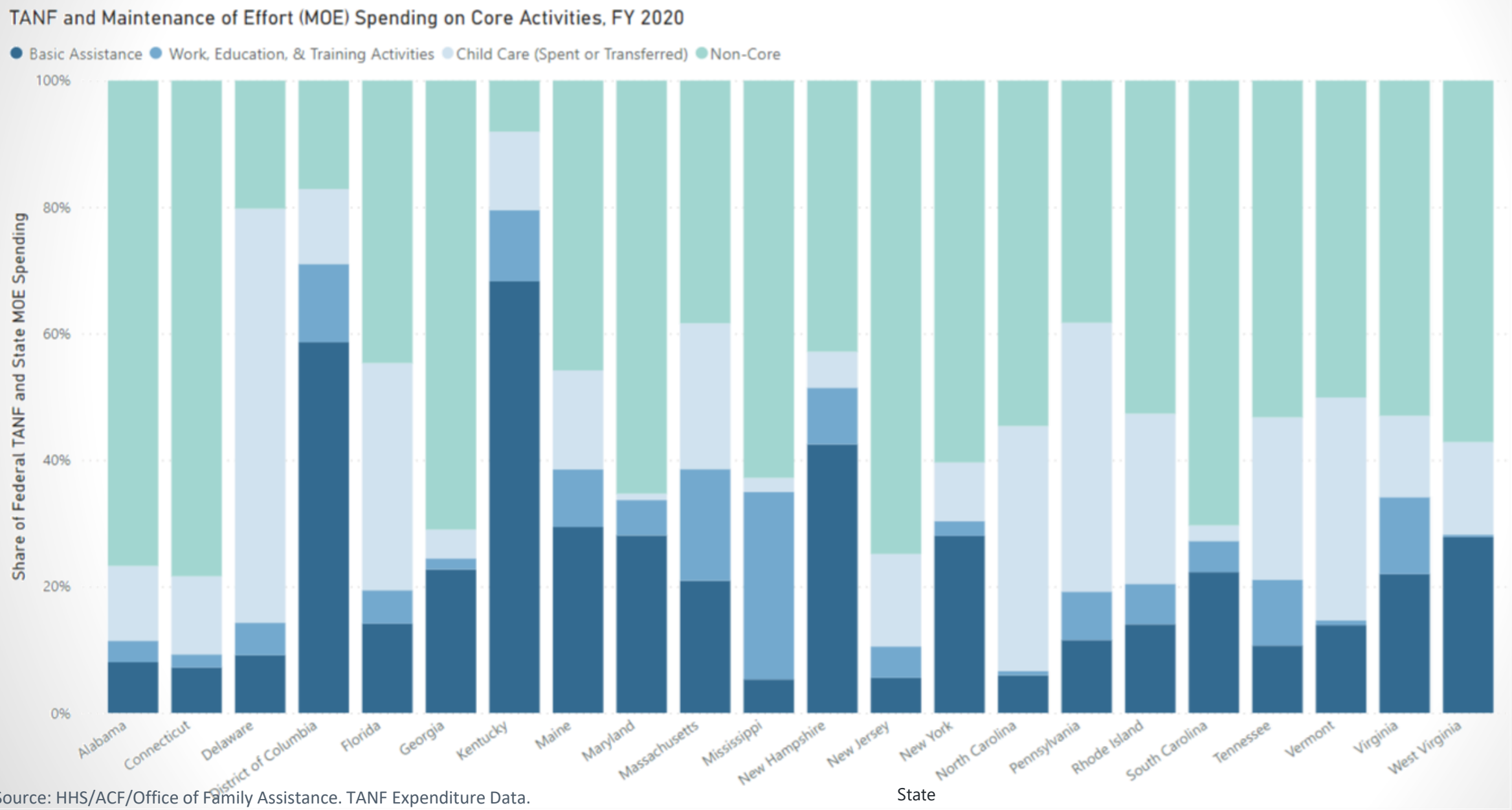

Source: HHS/ACF/Office of Family Assistance. TANF Expenditure Data.

Hispanic and Black children are overrepresented in poverty

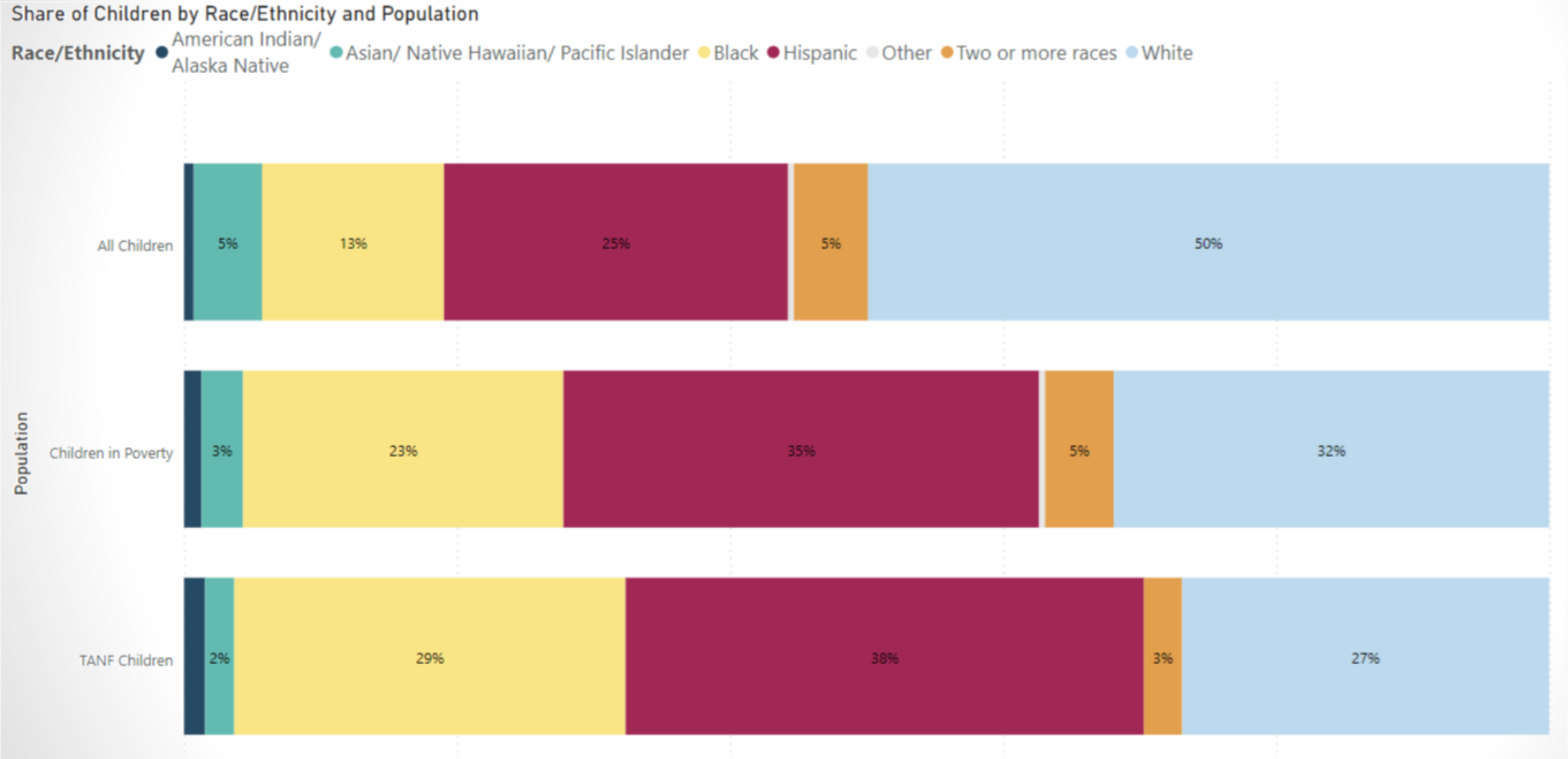

Notes: Races are non-Hispanic except for "Hispanic," which may be of any race. For TANF data, "Unknown/Reported in Error" was proportionally redistributed.
Sources: HHS/ACF/Office of Family Assistance, TANF Administrative Data; US Census Bureau, American Community Survey, 2016-2020, *IPUMS-USA, University of Minnesota, www.ipums.org*.

States set policies determining TANF eligibility and benefit levels

"…the percent of a state's population that is African American or Hispanic is associated with lower benefit levels (Hawes and McCrea 2017)."

Maximum Monthly TANF Benefit for a Family of Three with No Income, July 2020

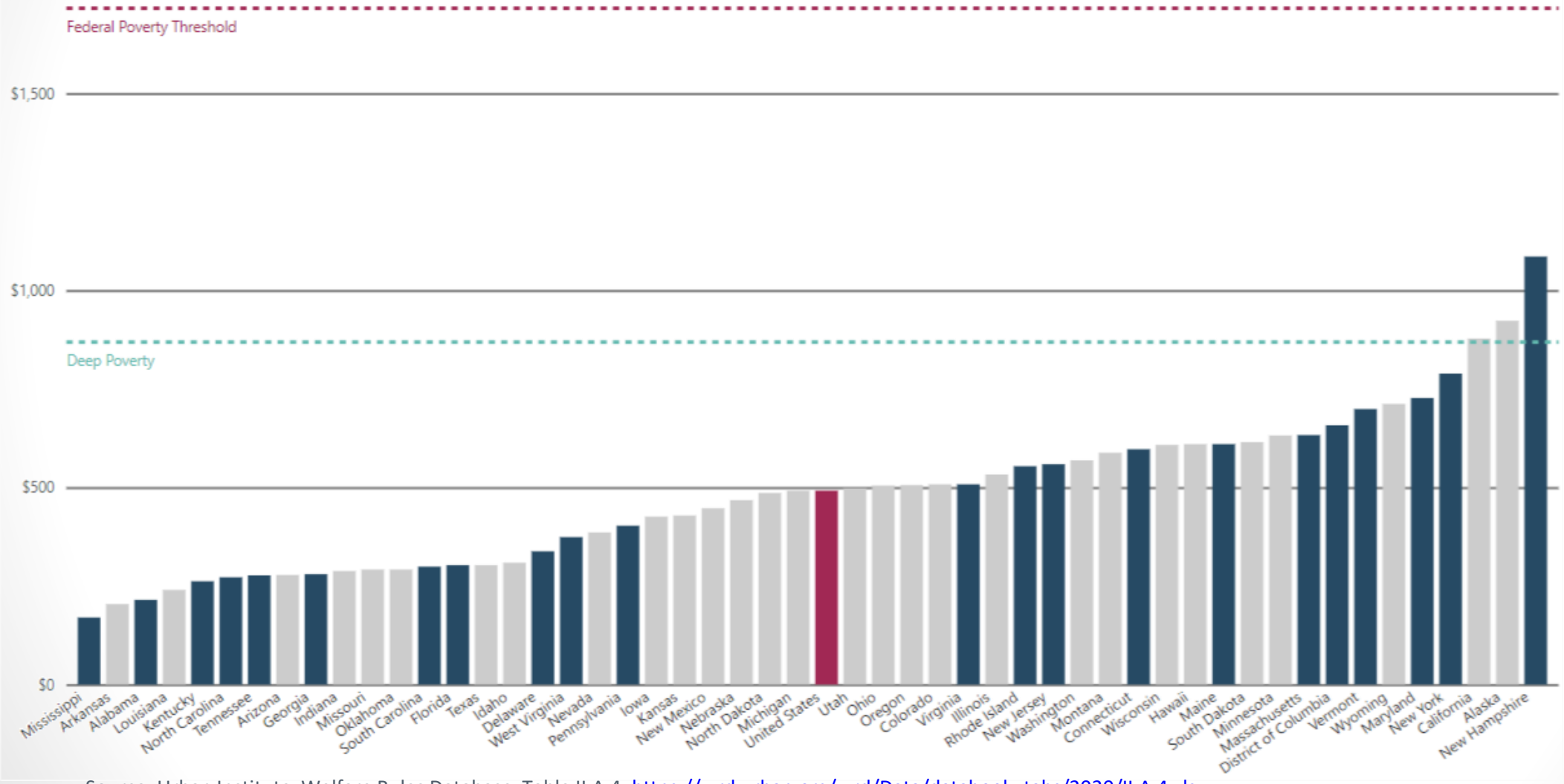

Source: Urban Institute, Welfare Rules Database, Table II.A.4, https://wrd.urban.org/wrd/Data/databook_tabs/2020/II.A.4.xlsx

Family Cap Policies

"States with a higher proportion of African American recipients generally have… **stricter policies**, like **shorter eligibility periods**, stricter sanctions, and **family caps**.(McDaniel 2017)."

"A type of policy often referred to as a 'family cap' prevents or limits an increase in a family's benefit when another child is born. In the states with this type of policy, the benefit increase an assistance unit would otherwise receive for adding another member to the unit is limited (Shantz 2020)."

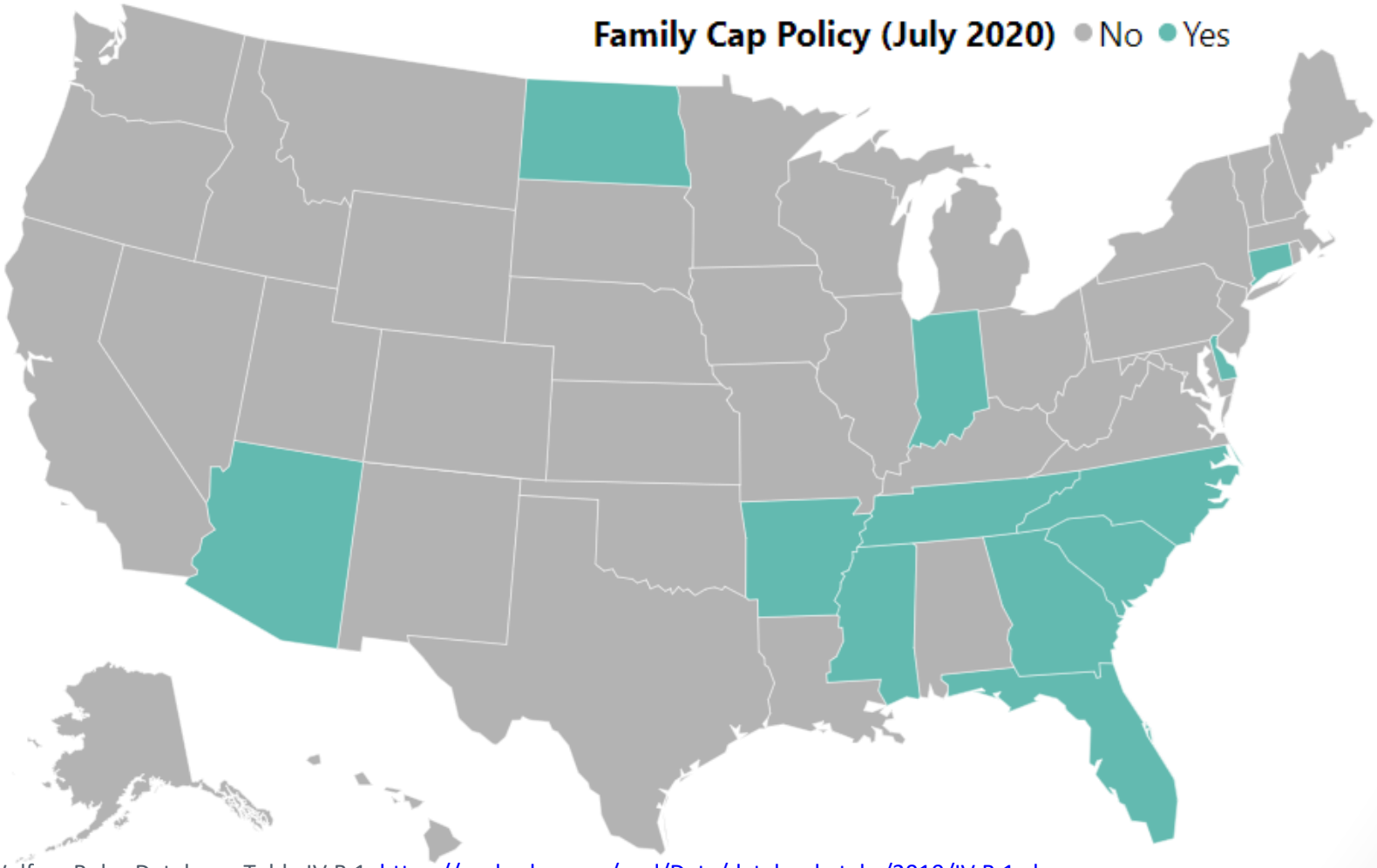

Source: Urban Institute, Welfare Rules Database, Table IV.B.1, https://wrd.urban.org/wrd/Data/databook_tabs/2019/IV.B.1.xlsx

Lifetime limits

"States with a higher percentage of Hispanics in their caseload are more likely to have shorter eligibility periods (Gais and Weaver 2002)" (McDaniel 2017)

See *TANF Time Limits and Racial Disproportionality in Washington State*

Lifetime Limit on the Number of Months of TANF Assistance, 2020 (Standard Policies)

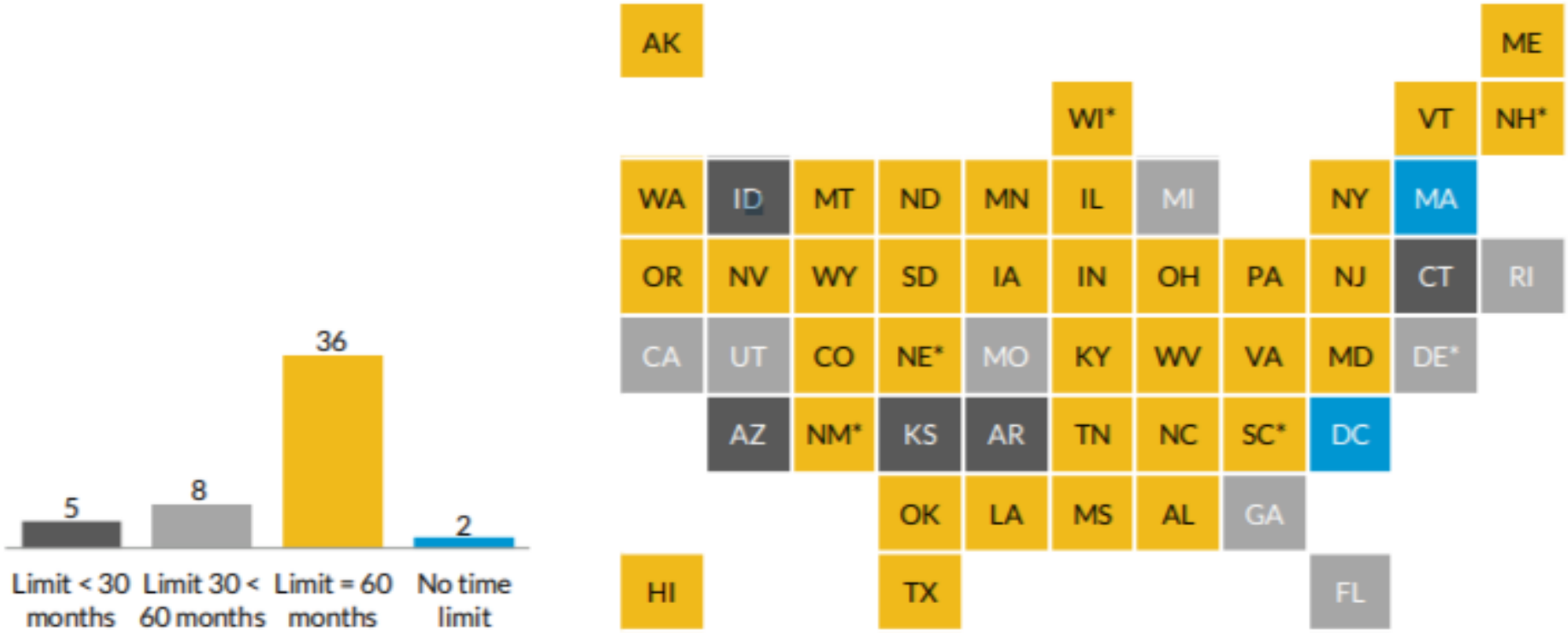

Notes: In the following states, the policies vary by specific TANF program or group, and the data shown are for following programs and groups: Delaware (time-limited assistance), Nebraska (time-limited assistance), New Hampshire (NHEP), New Mexico (NMW program), South Carolina (All, except CARES programs), and Wisconsin (W-2T, CSJ, and TEMP).

Source: Urban Institute, Welfare Rules Database, https://www.acf.hhs.gov/sites/default/files/documents/opre/wrd-2020-databook-companion-piece-feb2022.pdf

More areas for analysis

- Other policies with disparate impacts by race/ethnicity (e.g., sanctions, upfront work requirements, denials, etc.)
  - "Cheng, Lo, and Weber (2017), analyzing a nationally representative sample, found that restrictive TANF policies (e.g., immediate work requirement, no work exemption based on child's age, no dollar portion of monthly income excluded during eligibility determination) deter African Americans, especially, from entering TANF or push them out of TANF."
  - "Generally, African Americans and Hispanics are sanctioned at higher rates than whites after controlling for factors like their work history and the ages of their children (McDaniel 2017)."
- Employment outcomes by race/ethnicity
- Participation in work activities by race/ethnicity
- Impact of COVID by race/ethnicity, policy changes

Sources

- Office of Family Assistance, State TANF Data and Reports
- BLH Technologies, Inc. (2021) *Racial Equity and TANF: Building Economic Independence for All,* prepared for ACF/OFA via Responsive Technical Assistance to TANF Programs and Partnerships Remaking the Safety Net
  - Hardy, B.L. Samudra, R., & Davis, J.A. (2019). Cash assistance in America: The role of race, politics, and poverty. The Review of Black Political Economy, 00(0), 1-19.
  - Schott, L. (2019). TANF at 23: Black children have a better chance to thrive when states act to improve TANF. Center on Budget and Policy Priorities.
  - Hawes, D.P. & McCrea, A.M. (2017). Give us your tired, your poor, and we might buy them dinner: Social capital, immigration, and welfare generosity in the American states. Political Research Quarterly, 71(2), 1-14.
  - Cheng T., Lo C., & Weber J. (2017). Racial disparities in welfare dependence and financial independence: Links to human capital, local economy, and state Temporary Assistance for Needy Families policies. Journal of Social Service Research, 43(1), 69-84.
- McDaniel, Marla, Tyler Woods, Eleanor Pratt, and Margaret C. Simms. 2017. Identifying Racial and Ethnic Disparities in Human Services: A Conceptual Framework and Literature Review. OPRE Report #2017-69. Washington, DC: Office of Planning, Research and Evaluation, Administration for Children and Families, U.S. Department of Health and Human Services.
- Meyer, Laura and Ife Floyd, Center on Budget and Policy Priorities (CBPP) Cash Assistance Should Reach Millions More Families to Lessen Hardship (2020).
- Shantz, Katie, Ilham Dehry, Sarah Knowles, Sarah Minton, and Linda Giannarelli (2020). Welfare Rules Databook: State TANF Policies as of July 2019, OPRE Report 2020-141, Washington, DC: Office of Planning, Research, and Evaluation, Administration for Children and Families, U.S. Department of Health and Human Services.
- Washington State Economic Services Administration (2021). Examining Temporary Assistance for Needy Families Time Limit and Sanction Data Disaggregated by Race and Ethnicity.

Alabama Racial Equity Profile

Policies

Family Cap Policy: No
Lifetime limit: 60 months
Sanction Policies:
- Initial reduction in benefit: 50%
- Length of initial sanction: Until compliance or 3 months, whichever is shorter
- Most severe reduction in benefit: Entire benefit
- Length of most severe sanction: 12 months

Maximum monthly TANF benefit for a family of 3

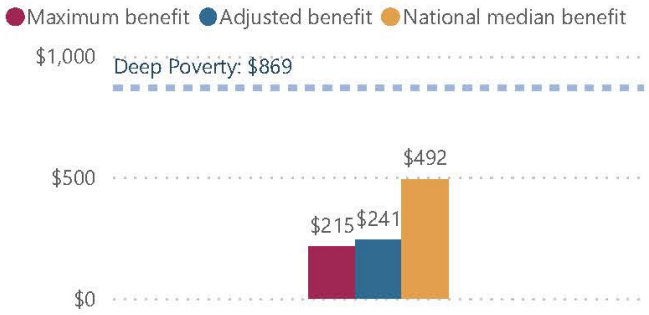

TANF Recipients

Race/Ethnicity	Value
Black*	11,418
White*	3,790
Two or more races*	502
Hispanic	453
American Indian/ Alaska Native*	16
Asian/ Native Hawaiian/ Pacific Islander*	16
Total	**16,196**

TANF and Maintenance of Effort (MOE) Spending on Core Activities

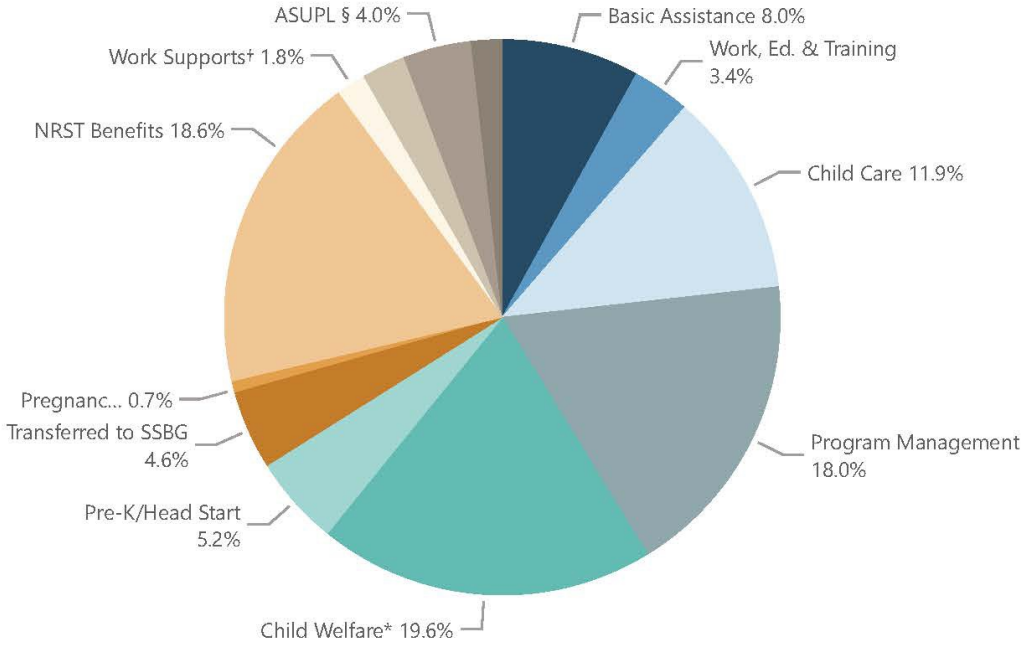

Share of Children by Race/Ethnicity and Population

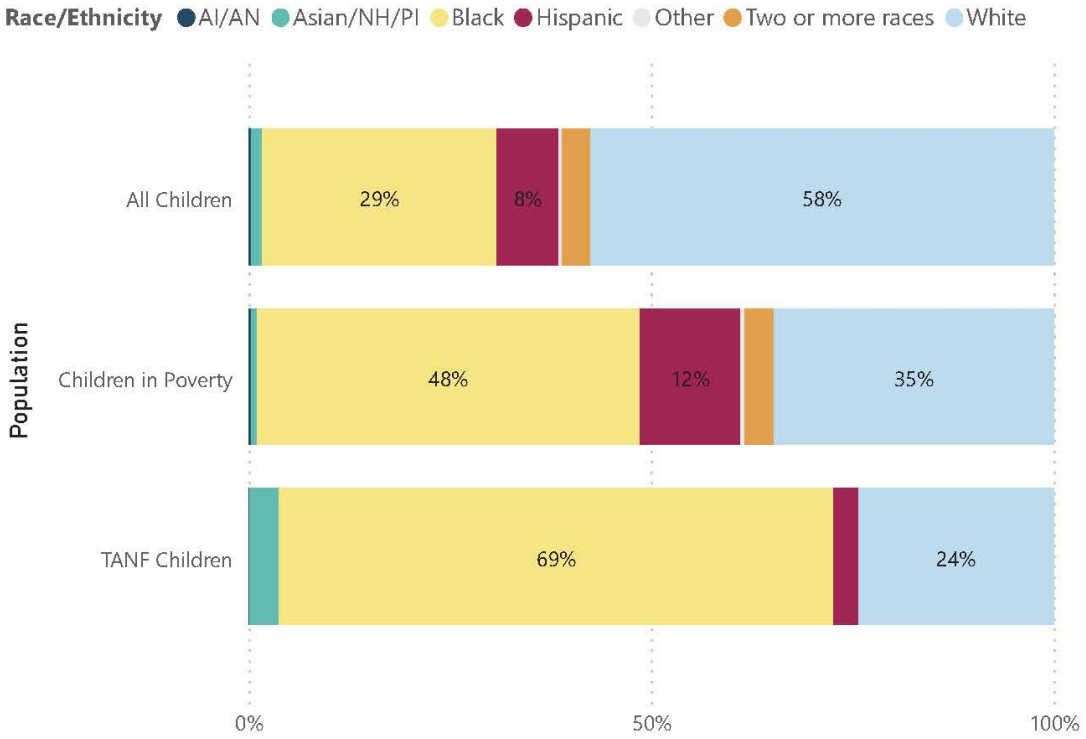

Connecticut Racial Equity Profile

Policies

Family Cap Policy: Yes
Lifetime limit: 21 months
Sanction Policies:
- Initial reduction in benefit: 25%
- Length of initial sanction: 3 months
- Most severe reduction in benefit: Case is closed
- Length of most severe sanction: 3 months and must reapply

Maximum monthly TANF benefit for a family of 3

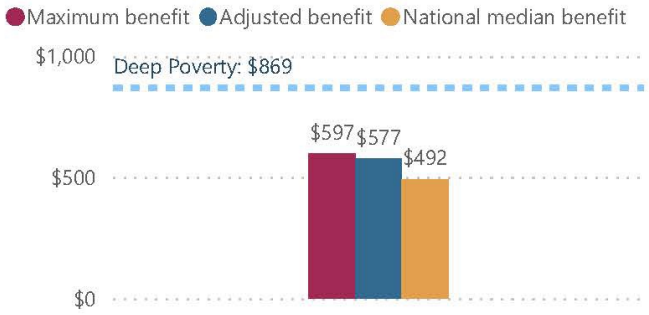

TANF Recipients

Race/Ethnicity	Value
Hispanic	6,128
Black*	4,493
White*	3,075
Two or more races*	523
Asian/ Native Hawaiian/ Pacific Islander*	87
American Indian/ Alaska Native*	44
Total	**14,350**

TANF and Maintenance of Effort (MOE) Spending on Core Activities

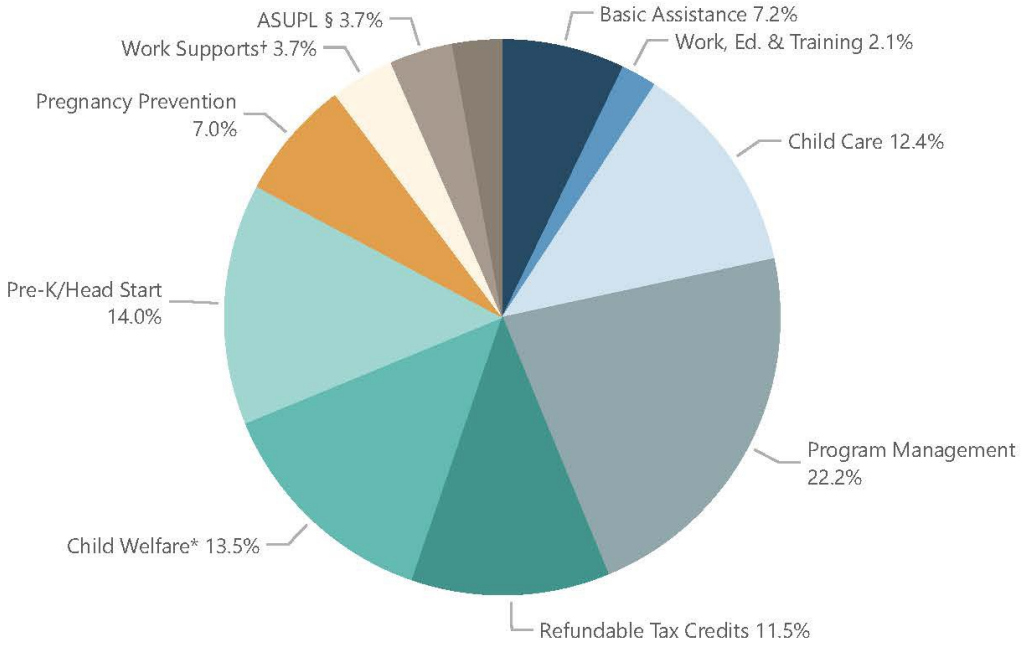

Share of Children by Race/Ethnicity and Population

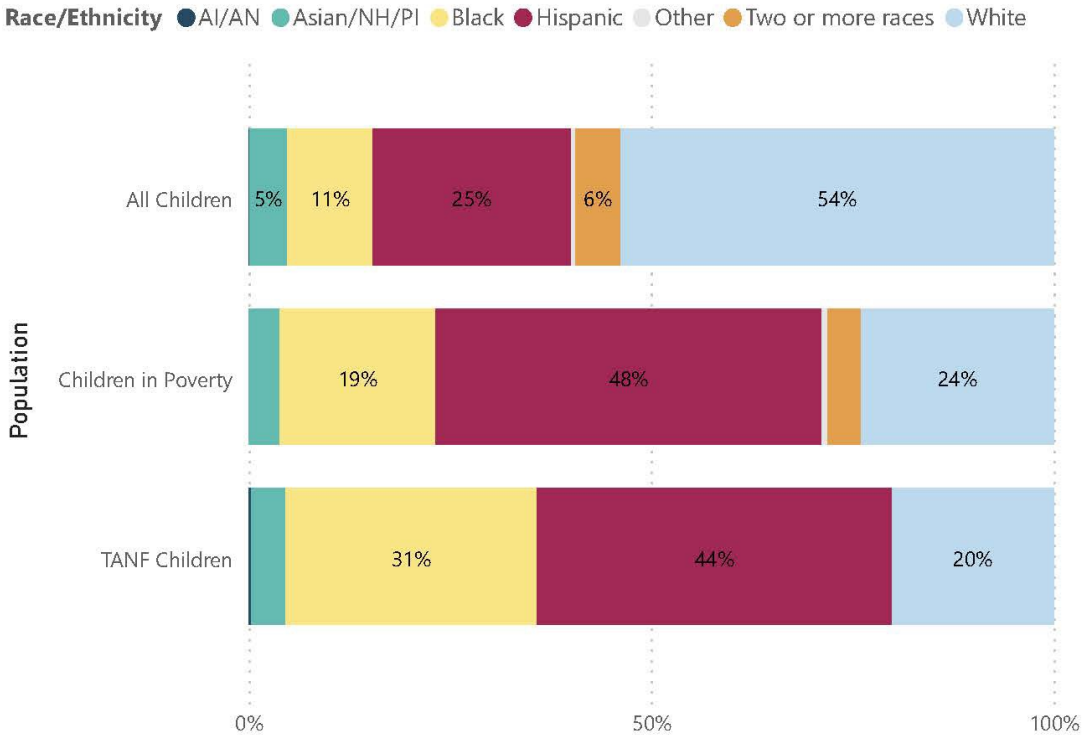

District of Columbia Racial Equity Profile

Policies

Family Cap Policy: No
Lifetime limit: n.a., no limit months
Sanction Policies:
Initial reduction in benefit: 6%
Length of initial sanction: Until in compliance for 4 consecutive weeks
Most severe reduction in benefit: 6%
Length of most severe sanction: Until in compliance for 4 consecutive weeks

Maximum monthly TANF benefit for a family of 3

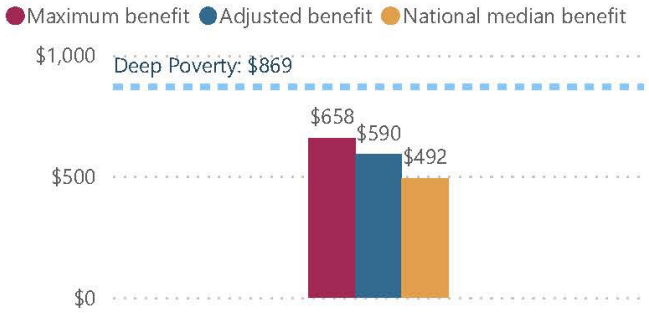

TANF Recipients

Race/Ethnicity	Value
Black*	21,121
White*	324
Two or more races*	130
American Indian/ Alaska Native*	0
Asian/ Native Hawaiian/ Pacific Islander*	0
Hispanic	0
Total	**21,574**

TANF and Maintenance of Effort (MOE) Spending on Core Activities

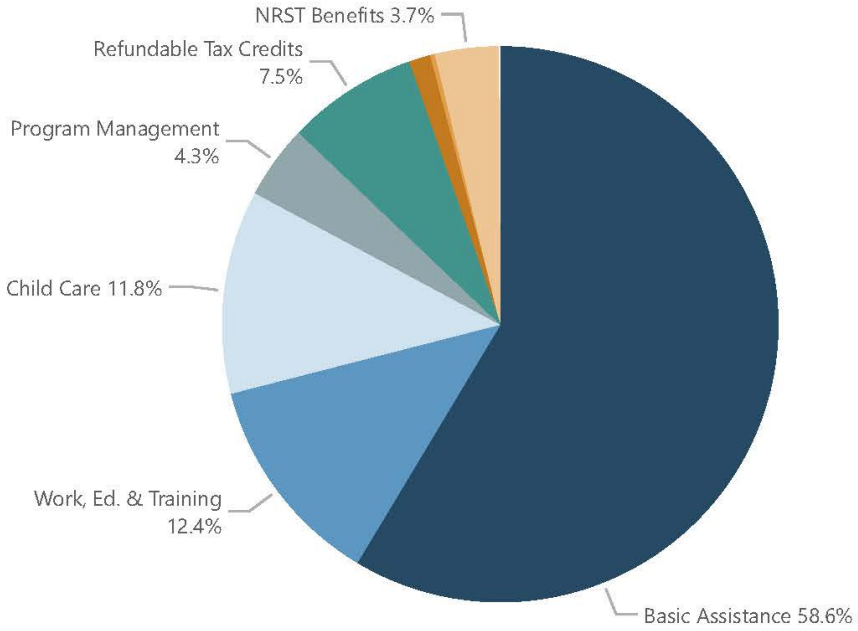

Share of Children by Race/Ethnicity and Population

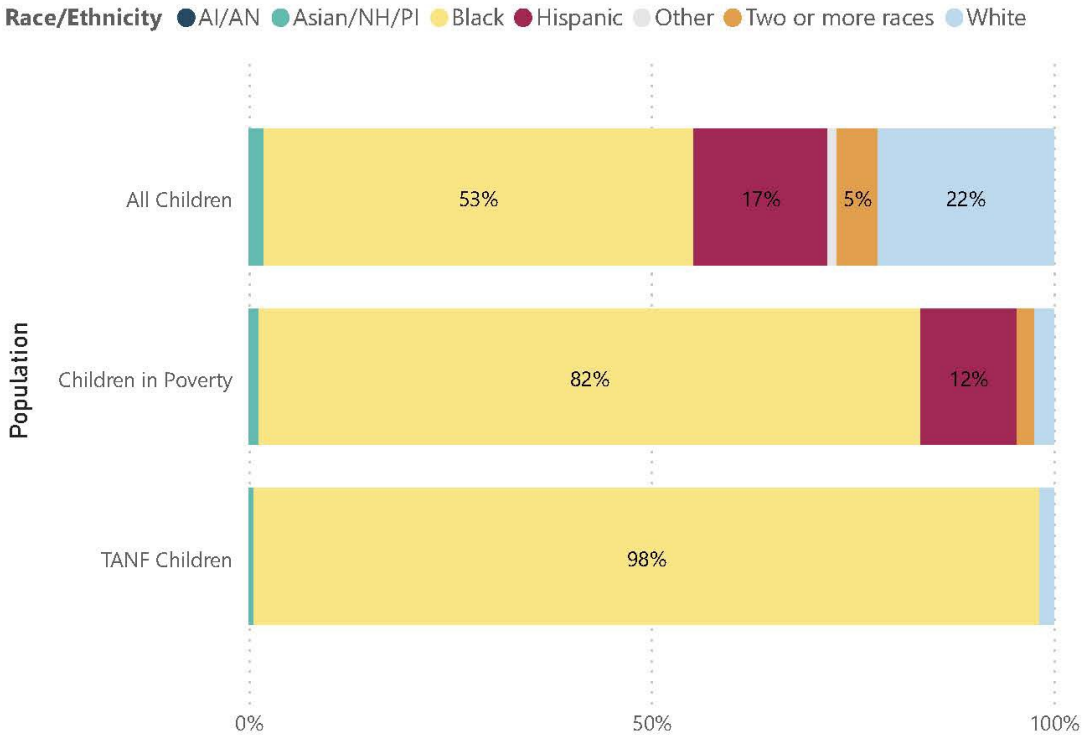

Delaware Racial Equity Profile

Policies

Family Cap Policy: Yes
Lifetime limit: 36 months
Sanction Policies:
- Initial reduction in benefit: Case is closed
- Length of initial sanction: Until in compliance for 4 consecutive weeks
- Most severe reduction in benefit: Case is closed
- Length of most severe sanction: Until in compliance for 4 consecutive weeks

Maximum monthly TANF benefit for a family of 3

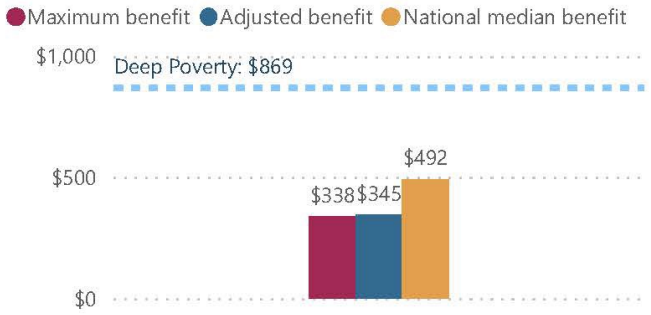

TANF Recipients

Race/Ethnicity	Value
Black*	2,968
White*	1,738
Hispanic	631
Asian/ Native Hawaiian/ Pacific Islander*	22
American Indian/ Alaska Native*	5
Two or more races*	0
Total	**5,365**

TANF and Maintenance of Effort (MOE) Spending on Core Activities

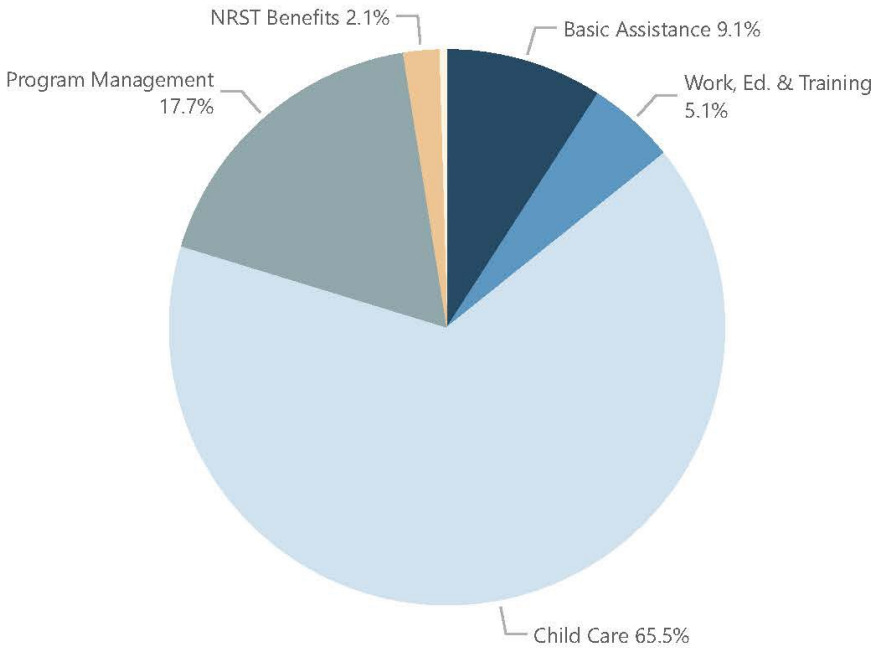

Share of Children by Race/Ethnicity and Population

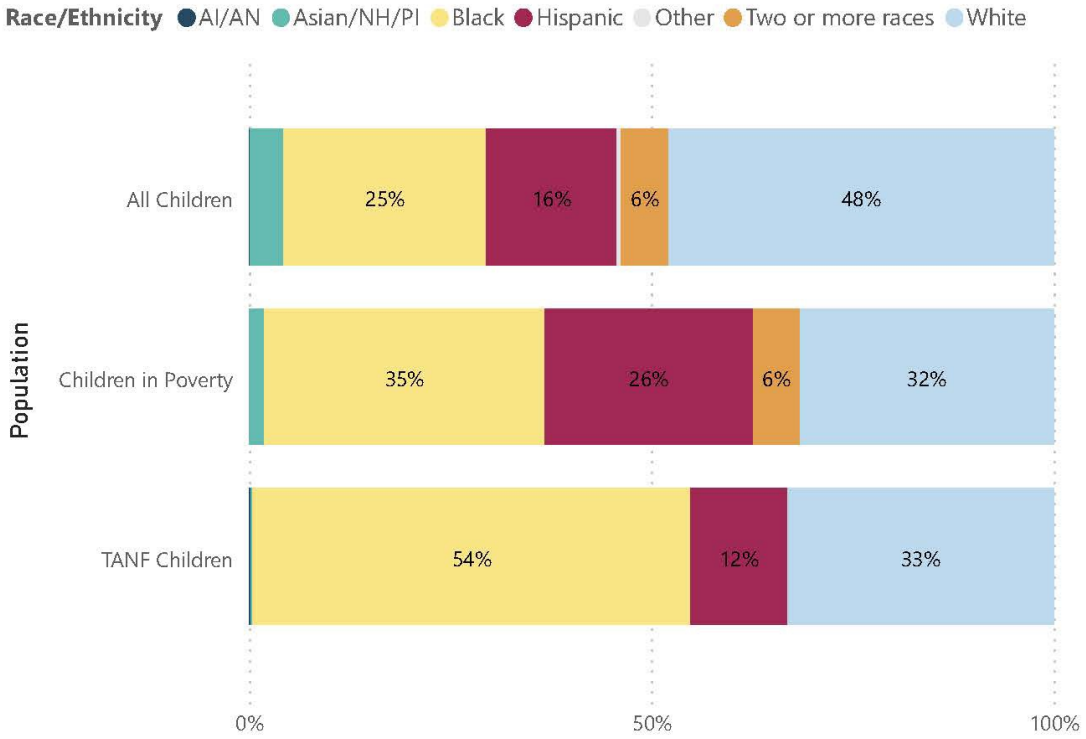

Florida Racial Equity Profile

Policies

Family Cap Policy: Yes
Lifetime limit: 48 months
Sanction Policies:
- Initial reduction in benefit: Entire benefit
- Length of initial sanction: Until compliance or 10 days, whichever is longer
- Most severe reduction in benefit: Entire benefit
- Length of most severe sanction: Until compliance or 3 months, whichever is longer

Maximum monthly TANF benefit for a family of 3

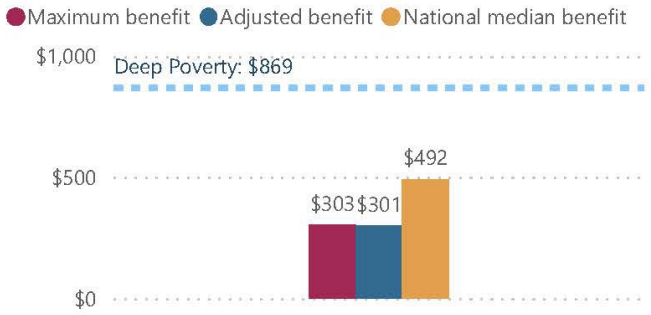

TANF Recipients

Race/Ethnicity	Value
Black*	30,354
White*	22,681
Hispanic	13,649
Two or more races*	1,087
Asian/ Native Hawaiian/ Pacific Islander*	136
American Indian/ Alaska Native*	68
Total	**67,975**

TANF and Maintenance of Effort (MOE) Spending on Core Activities

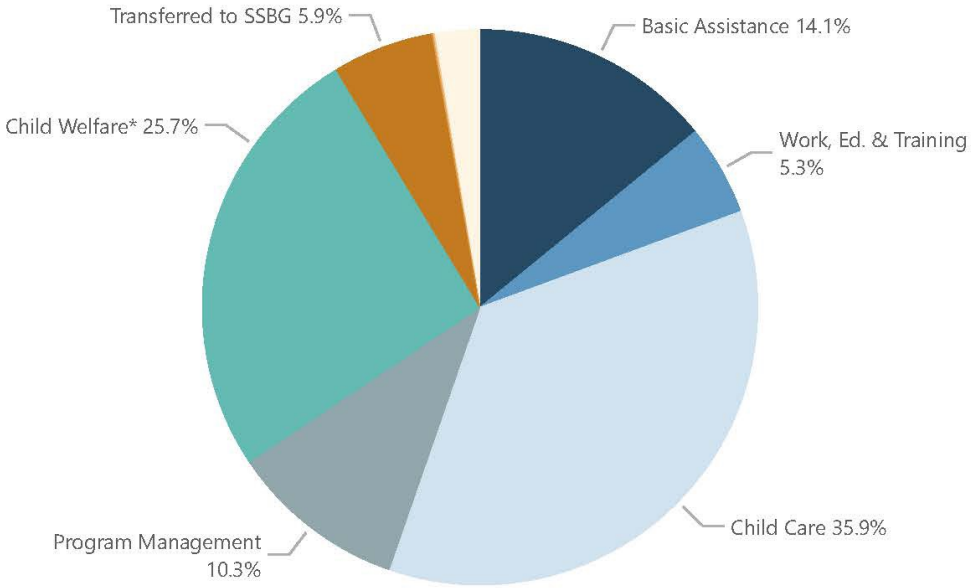

Share of Children by Race/Ethnicity and Population

Georgia Racial Equity Profile

Policies

Family Cap Policy: Yes
Lifetime limit: 48 months
Sanction Policies:
- Initial reduction in benefit: 25%
- Length of initial sanction: 3 months
- Most severe reduction in benefit: Case is closed
- Length of most severe sanction: 12 months

Maximum monthly TANF benefit for a family of 3

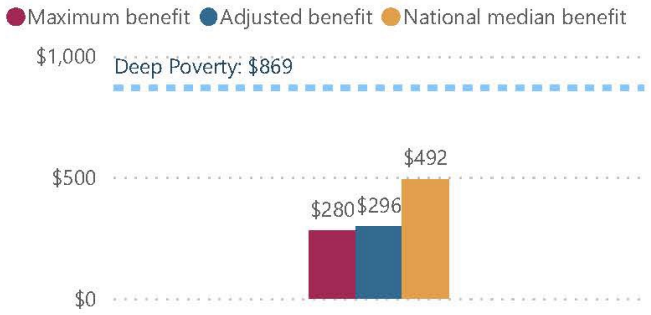

TANF Recipients

Race/Ethnicity	Value
Black*	10,454
White*	4,667
Two or more races*	252
Hispanic	95
Asian/ Native Hawaiian/ Pacific Islander*	63
American Indian/ Alaska Native*	16
Total	**15,547**

TANF and Maintenance of Effort (MOE) Spending on Core Activities

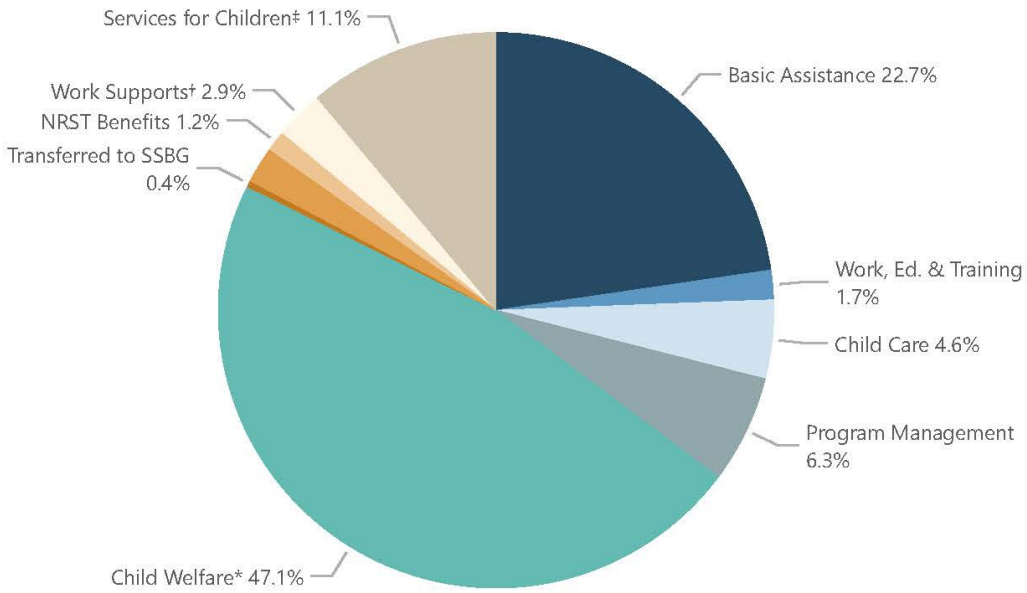

Share of Children by Race/Ethnicity and Population

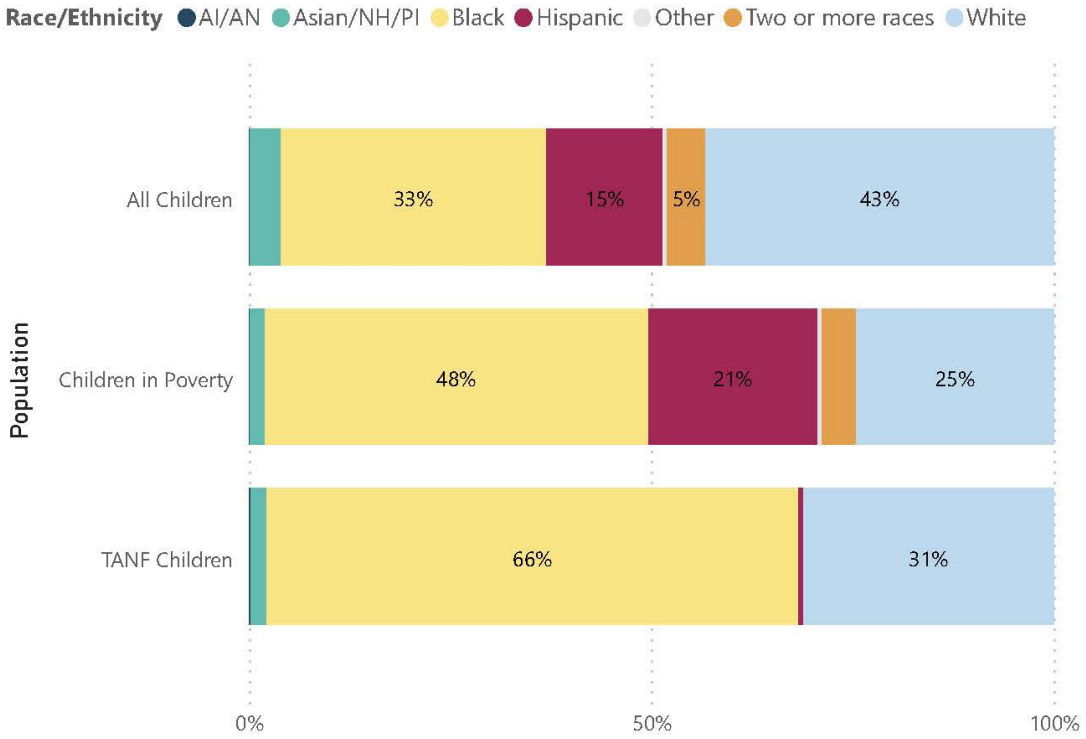

Kentucky Racial Equity Profile

Policies

Family Cap Policy: No
Lifetime limit: 60 months
Sanction Policies:
- Initial reduction in benefit: Pro rata portion of the benefit
- Length of initial sanction: Until in compliance for 15 days
- Most severe reduction in benefit: Entire benefit
- Length of most severe sanction: Until compliance

Maximum monthly TANF benefit for a family of 3

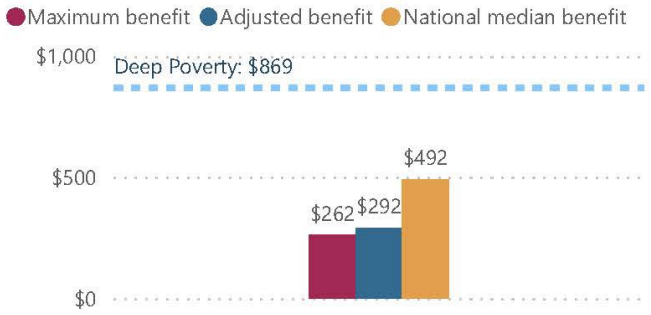

TANF Recipients

Race/Ethnicity	Value
White*	22,398
Black*	6,131
Hispanic	893
Asian/ Native Hawaiian/ Pacific Islander*	62
American Indian/ Alaska Native*	0
Two or more races*	0
Total	**29,483**

TANF and Maintenance of Effort (MOE) Spending on Core Activities

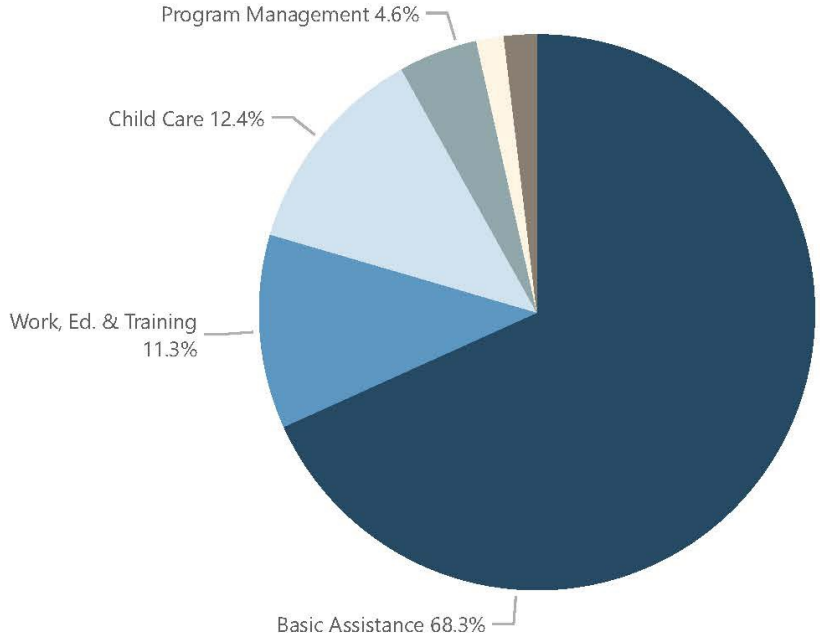

Share of Children by Race/Ethnicity and Population

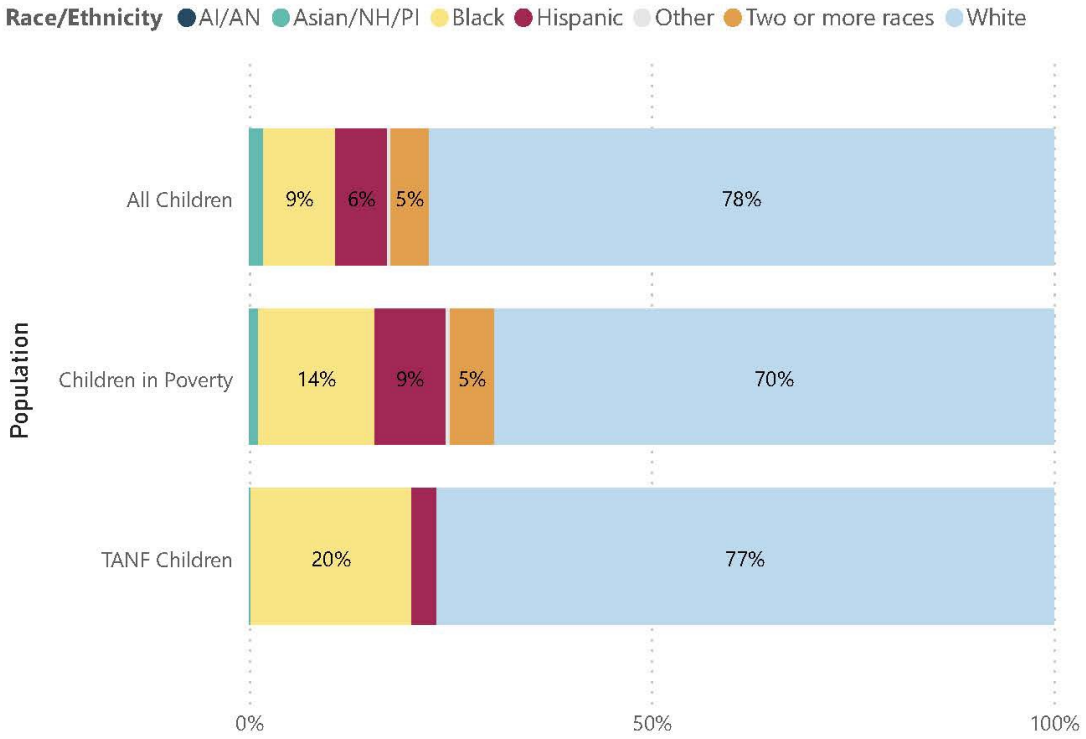

Massachusetts Racial Equity Profile

Policies

Family Cap Policy: No
Lifetime limit: n.a., no limit months
Sanction Policies:
Initial reduction in benefit: n.a.
Length of initial sanction: n.a.
Most severe reduction in benefit: n.a.
Length of most severe sanction: n.a.

Maximum monthly TANF benefit for a family of 3

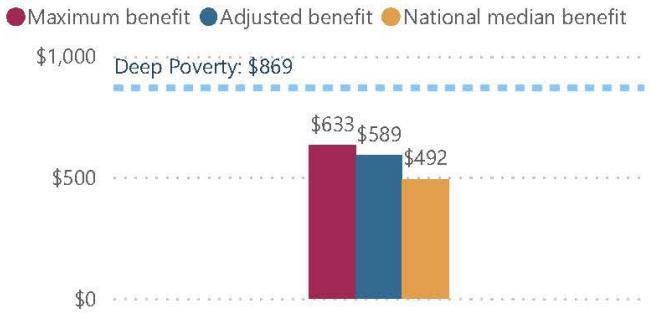

TANF Recipients

Race/Ethnicity	Value
Hispanic	28,963
White*	21,808
Black*	14,860
Two or more races*	1,238
Asian/ Native Hawaiian/ Pacific Islander*	963
American Indian/ Alaska Native*	206
Total	**68,038**

TANF and Maintenance of Effort (MOE) Spending on Core Activities

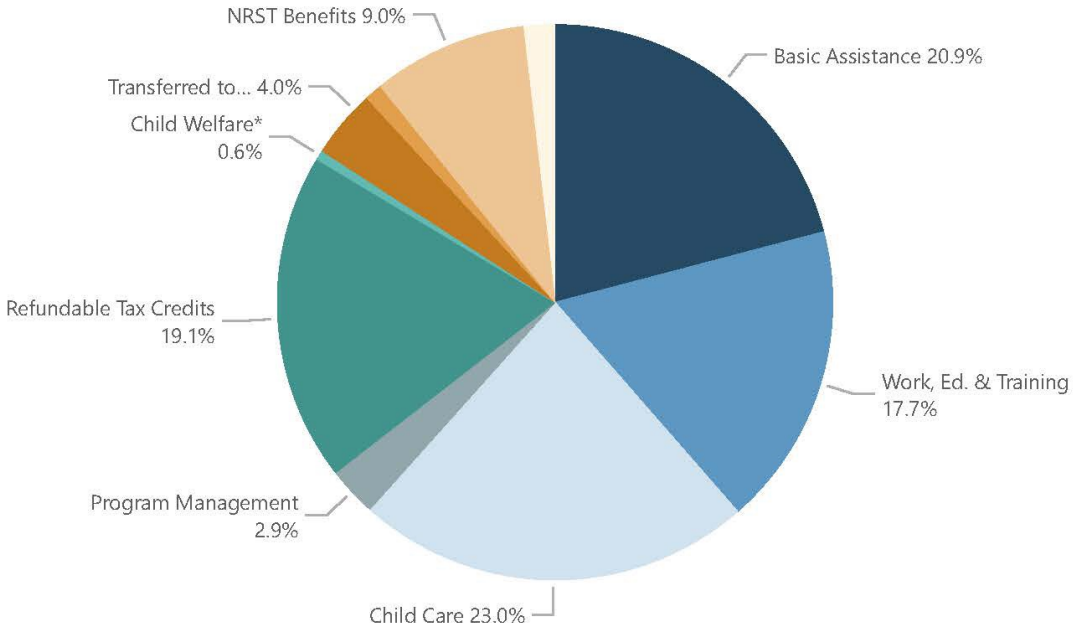

Share of Children by Race/Ethnicity and Population

Maryland Racial Equity Profile

Policies

Family Cap Policy: No
Lifetime limit: 60 months
Sanction Policies:
- Initial reduction in benefit: Entire benefit
- Length of initial sanction: Until compliance
- Most severe reduction in benefit: Entire benefit
- Length of most severe sanction: Until in compliance for 1 month

Maximum monthly TANF benefit for a family of 3

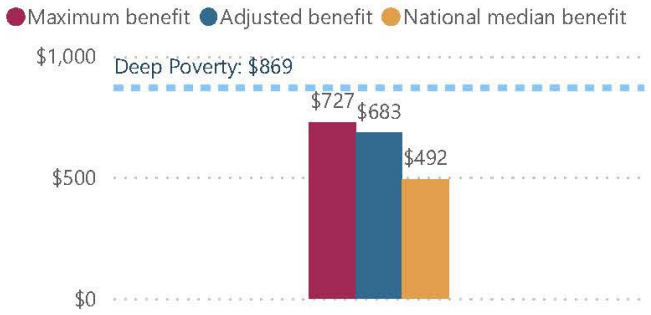

TANF Recipients

Race/Ethnicity	Value
Black*	29,223
White*	8,767
Two or more races*	8,074
Hispanic	3,071
Asian/ Native Hawaiian/ Pacific Islander*	297
American Indian/ Alaska Native*	99
Total	**49,531**

TANF and Maintenance of Effort (MOE) Spending on Core Activities

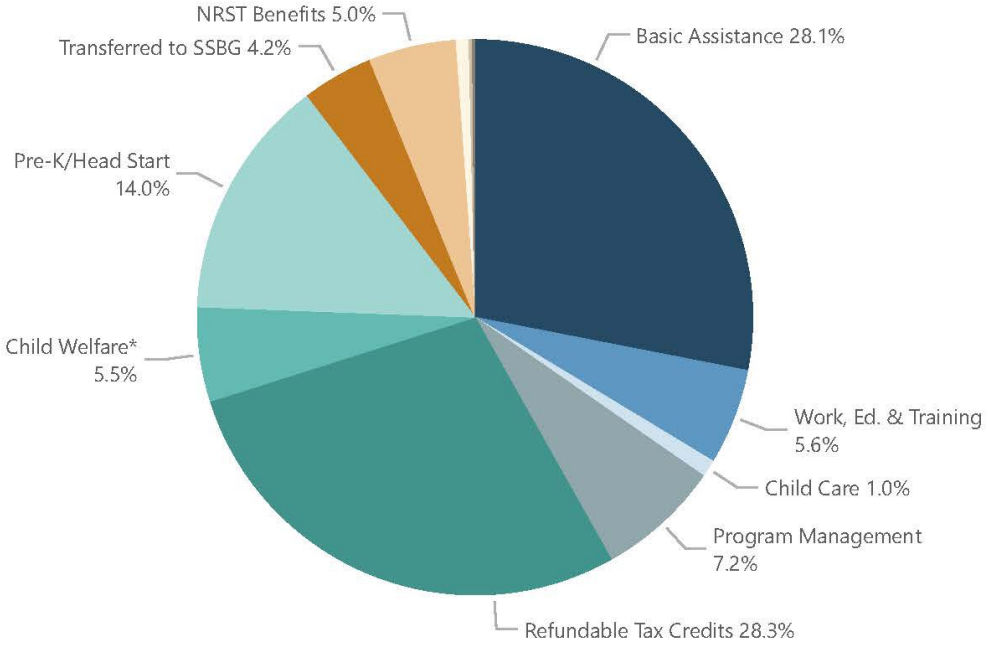

Share of Children by Race/Ethnicity and Population

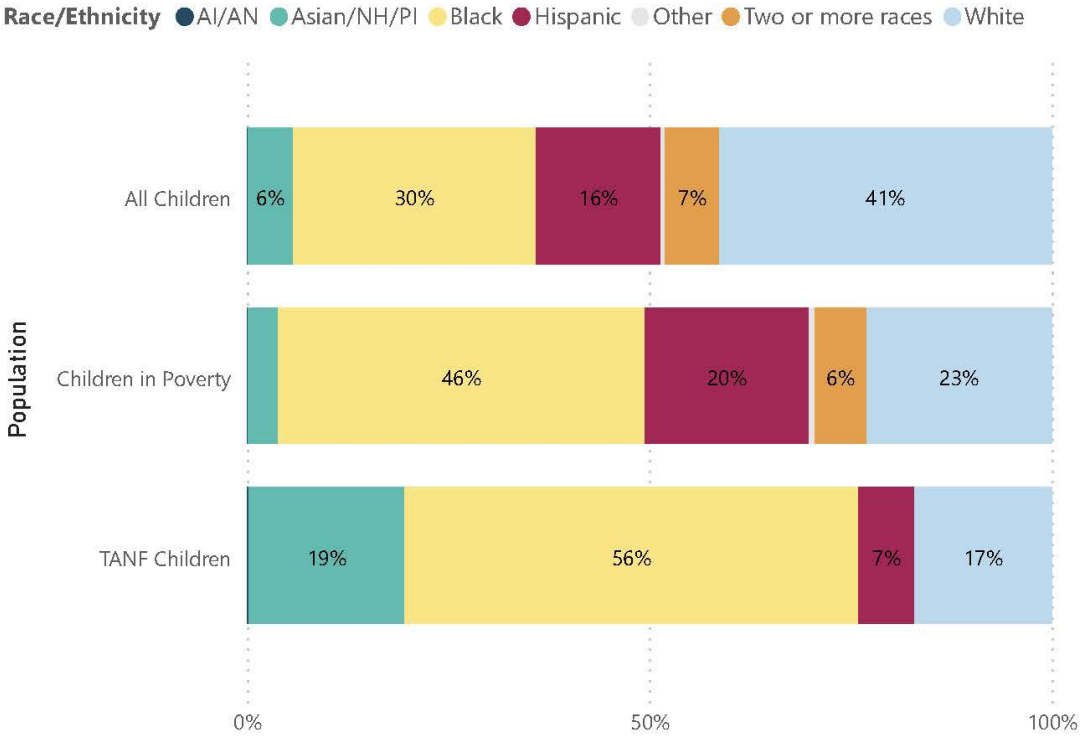

Maine Racial Equity Profile

Policies

Family Cap Policy: No
Lifetime limit: 60 months
Sanction Policies:
- Initial reduction in benefit: Adult portion of benefit
- Length of initial sanction: Until compliance or 3 months, whichever is shorter
- Most severe reduction in benefit: Entire benefit
- Length of most severe sanction: Until compliance

Maximum monthly TANF benefit for a family of 3

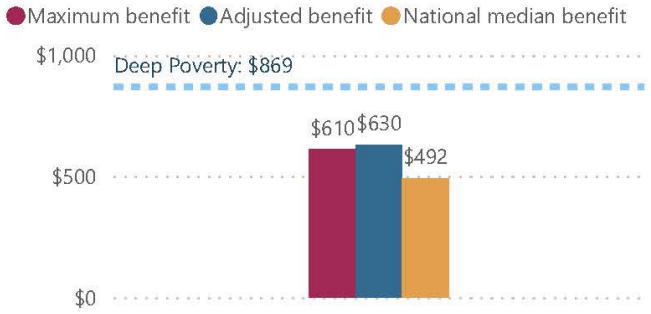

TANF Recipients

Race/Ethnicity	Value
White*	6,693
Black*	601
Two or more races*	349
Hispanic	268
American Indian/ Alaska Native*	154
Asian/ Native Hawaiian/ Pacific Islander*	57
Total	**8,123**

TANF and Maintenance of Effort (MOE) Spending on Core Activities

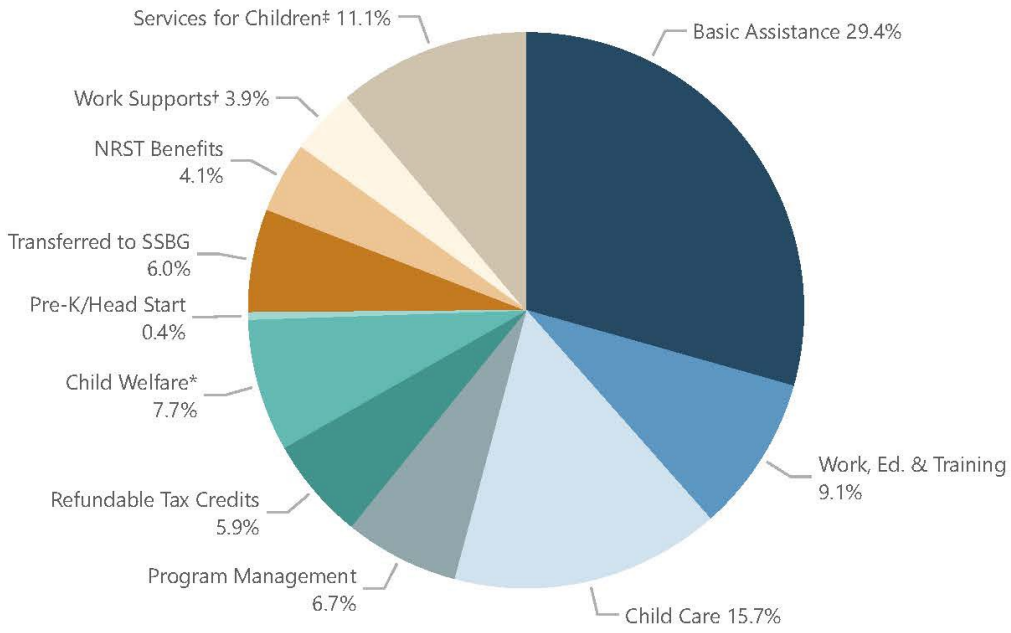

Share of Children by Race/Ethnicity and Population

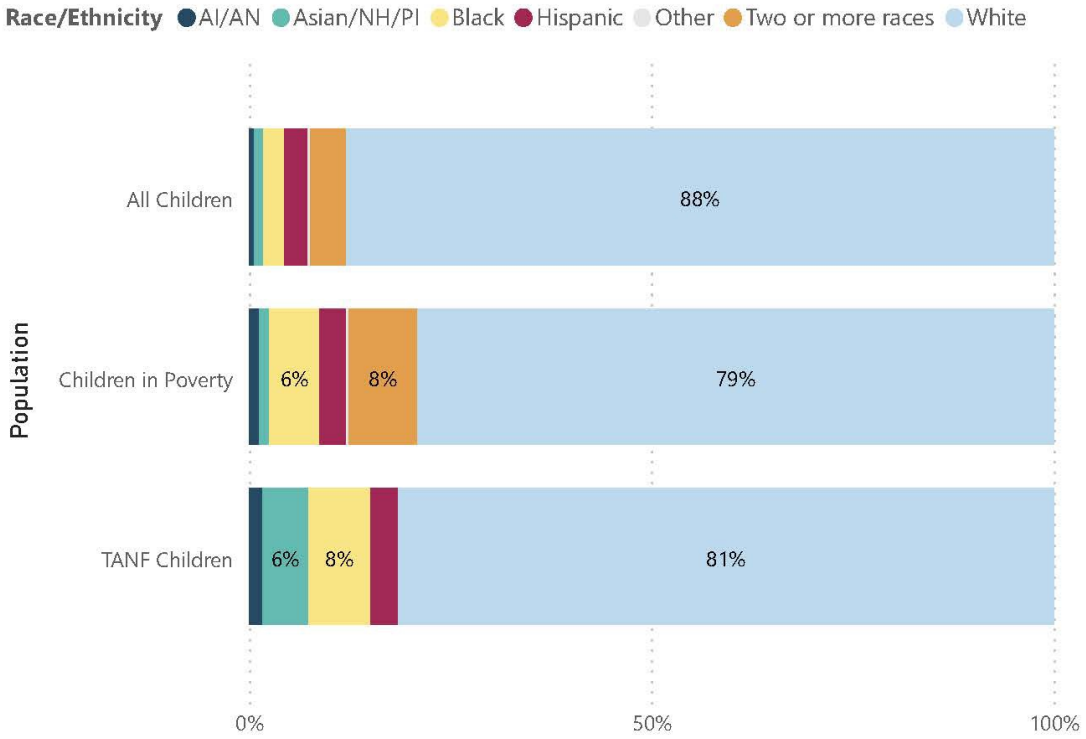

Mississippi Racial Equity Profile

Policies

Family Cap Policy: Yes
Lifetime limit: 60 months
Sanction Policies:
- Initial reduction in benefit: Entire benefit
- Length of initial sanction: Until compliance or 3 months, whichever is longer
- Most severe reduction in benefit: Case is closed
- Length of most severe sanction: Permanent

Maximum monthly TANF benefit for a family of 3

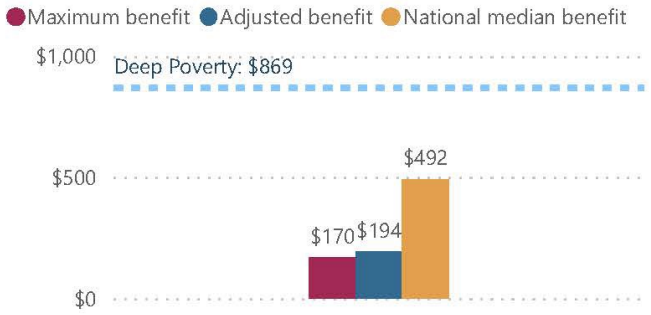

TANF Recipients

Race/Ethnicity	Value
Black*	3,728
White*	1,004
Hispanic	142
American Indian/ Alaska Native*	20
Asian/ Native Hawaiian/ Pacific Islander*	0
Two or more races*	0
Total	**4,894**

TANF and Maintenance of Effort (MOE) Spending on Core Activities

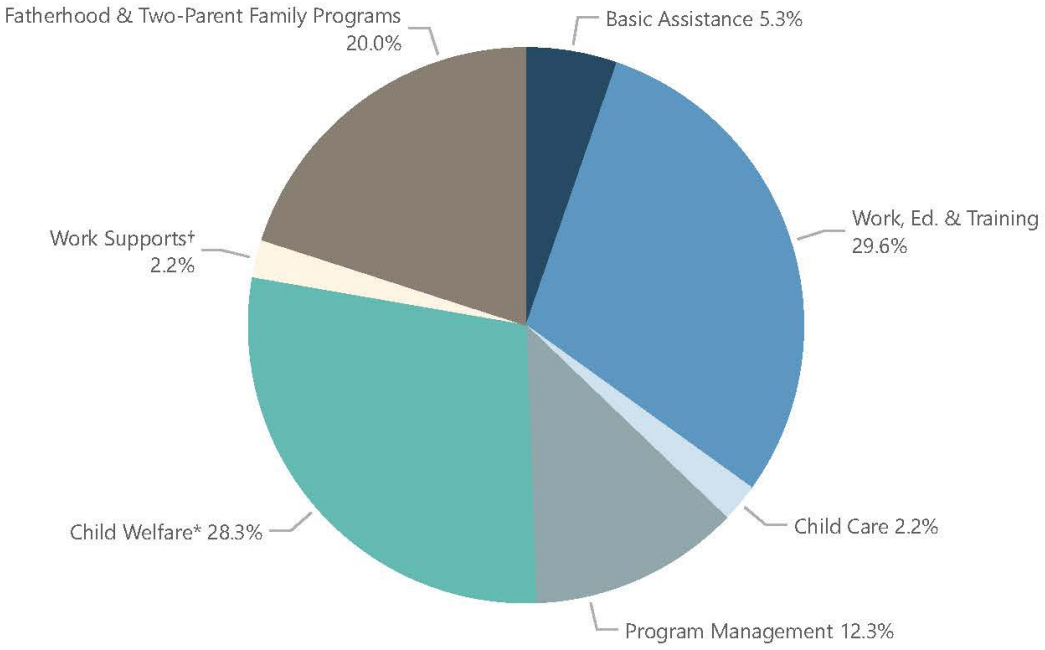

Share of Children by Race/Ethnicity and Population

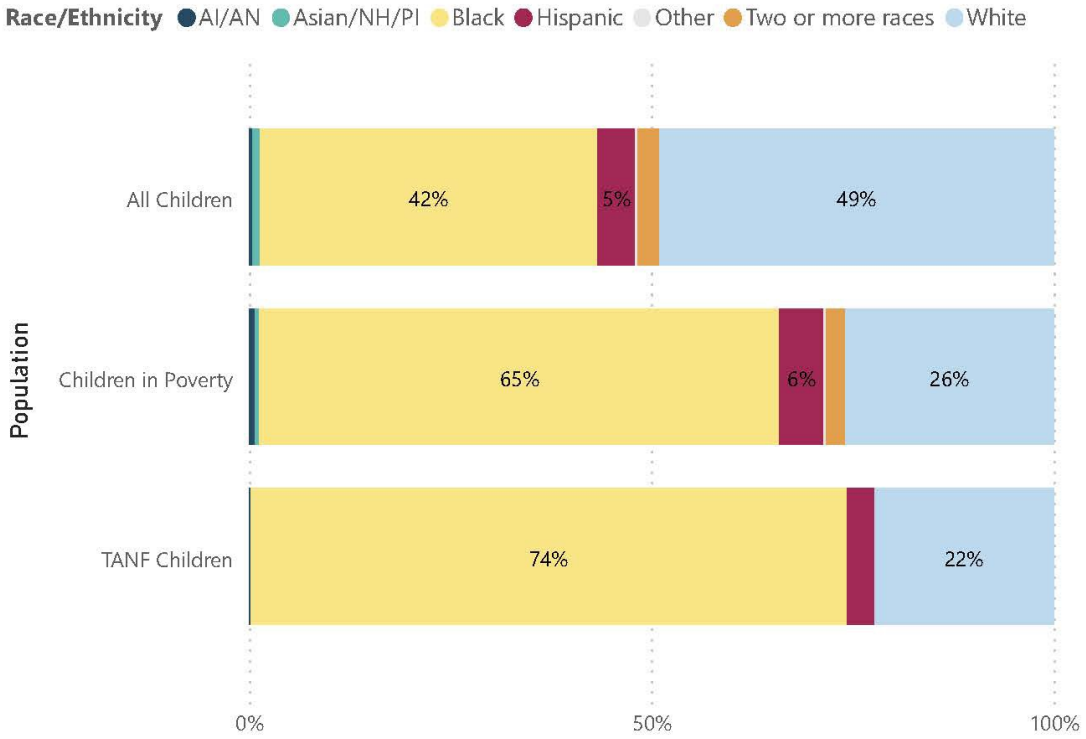

North Carolina Racial Equity Profile

Policies

Family Cap Policy: Yes
Lifetime limit: 60 months
Sanction Policies:
- Initial reduction in benefit: Case is closed
- Length of initial sanction: Must reapply
- Most severe reduction in benefit: Case is closed
- Length of most severe sanction: 3 months and must reapply

Maximum monthly TANF benefit for a family of 3

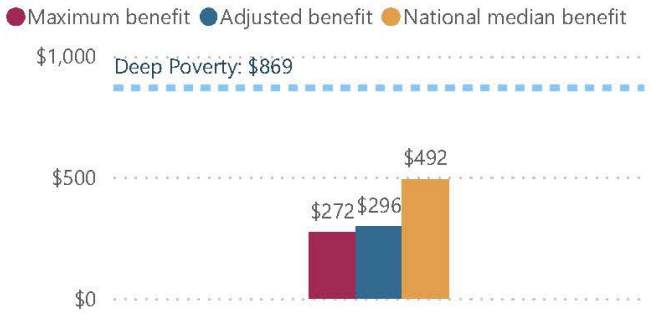

TANF Recipients

Race/Ethnicity	Value
Black*	12,197
White*	8,638
Hispanic	2,430
American Indian/ Alaska Native*	540
Asian/ Native Hawaiian/ Pacific Islander*	123
Two or more races*	0
Total	**23,927**

TANF and Maintenance of Effort (MOE) Spending on Core Activities

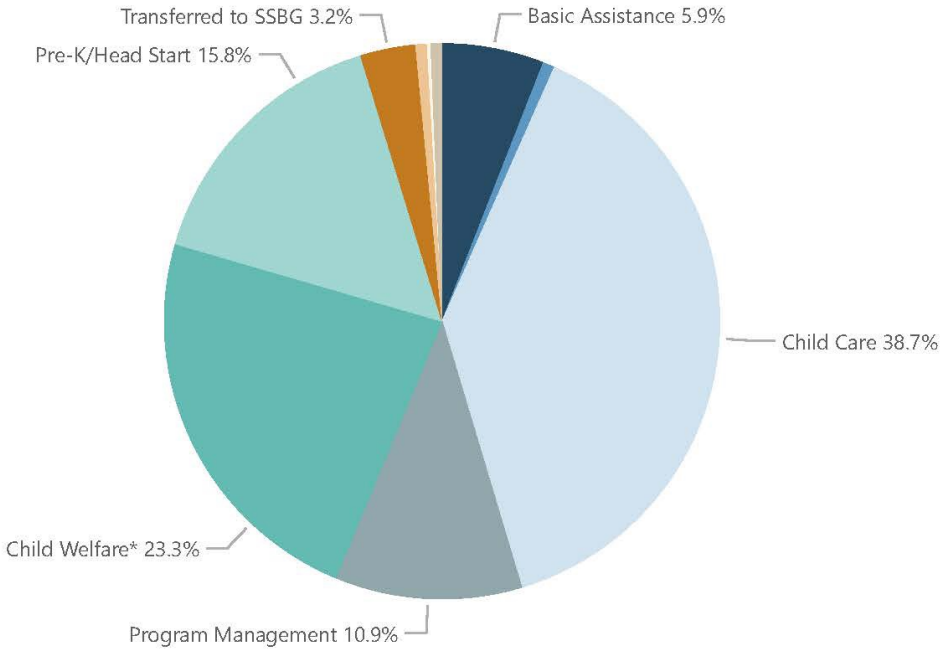

Share of Children by Race/Ethnicity and Population

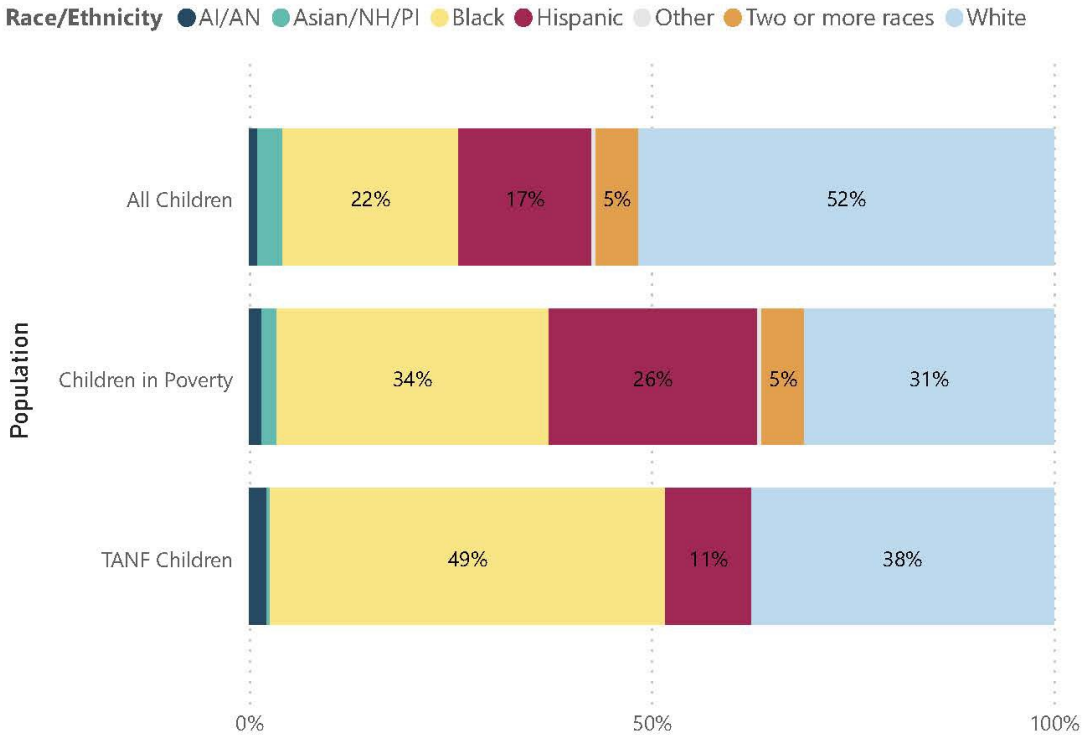

New Hampshire Racial Equity Profile

Policies

Family Cap Policy: No
Lifetime limit: 60 months
Sanction Policies:
Initial reduction in benefit: Adult portion of benefit
Length of initial sanction:
Longer of .5 month or until compliance for two consecutive weeks
Most severe reduction in benefit: Case is closed
Length of most severe sanction:
Longer of .5 month or until compliance for two consecutive weeks

Maximum monthly TANF benefit for a family of 3

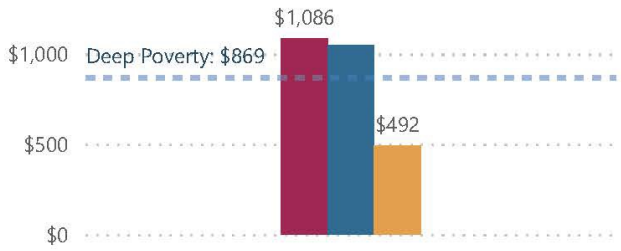

TANF Recipients

Race/Ethnicity	Value
White*	6,261
Hispanic	557
Black*	239
Two or more races*	123
Asian/ Native Hawaiian/ Pacific Islander*	36
American Indian/ Alaska Native*	29
Total	**7,245**

TANF and Maintenance of Effort (MOE) Spending on Core Activities

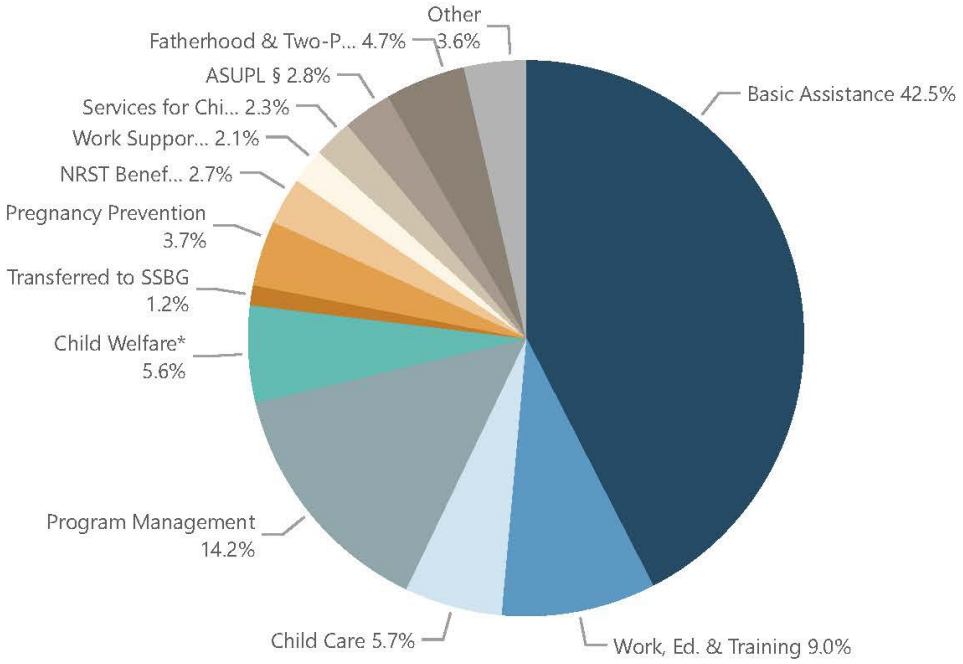

Share of Children by Race/Ethnicity and Population

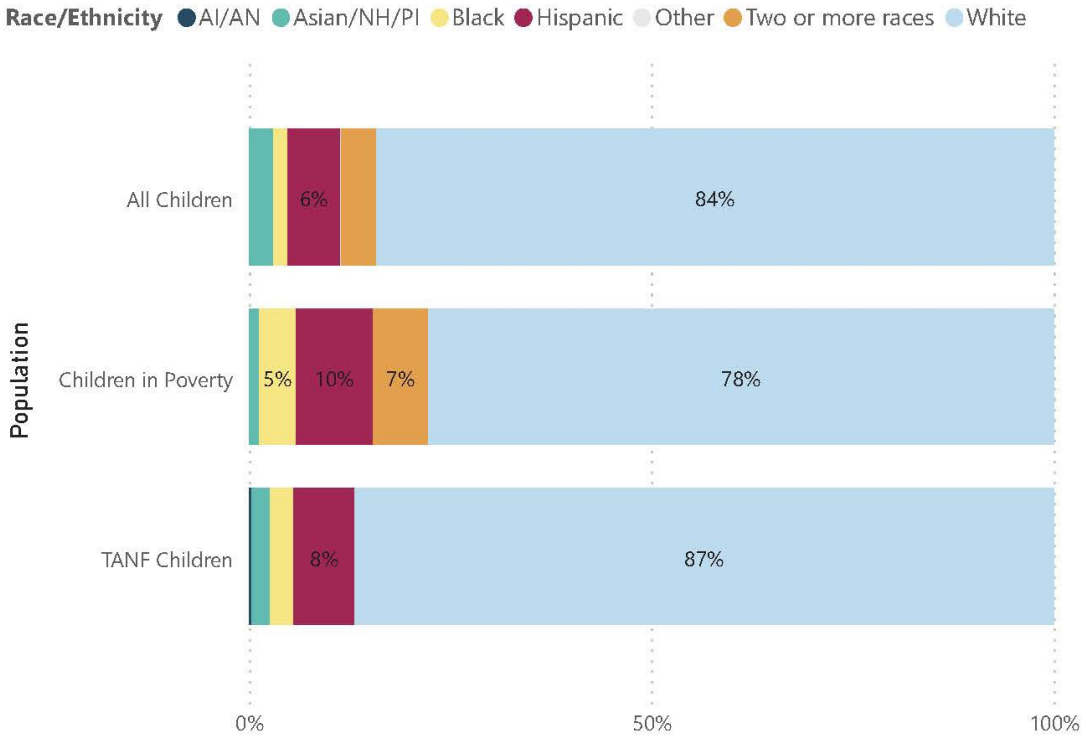

New Jersey Racial Equity Profile

Policies

Family Cap Policy: No
Lifetime limit: 60 months
Sanction Policies:
- Initial reduction in benefit: Pro rata portion of the benefit
- Length of initial sanction: 1 month
- Most severe reduction in benefit: Case is closed
- Length of most severe sanction: 1 month and must reapply

Maximum monthly TANF benefit for a family of 3

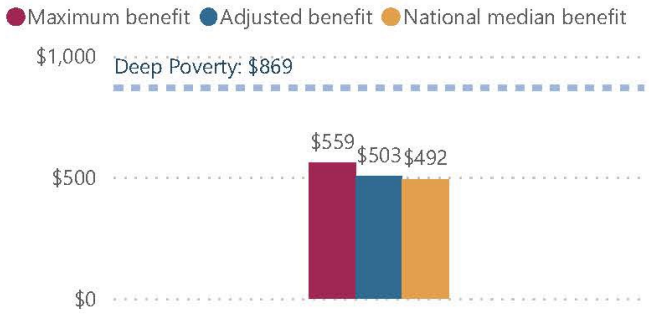

TANF Recipients

Race/Ethnicity	Value
Black*	10,552
Hispanic	7,589
White*	3,839
Two or more races*	269
Asian/ Native Hawaiian/ Pacific Islander*	180
American Indian/ Alaska Native*	45
Total	**22,474**

TANF and Maintenance of Effort (MOE) Spending on Core Activities

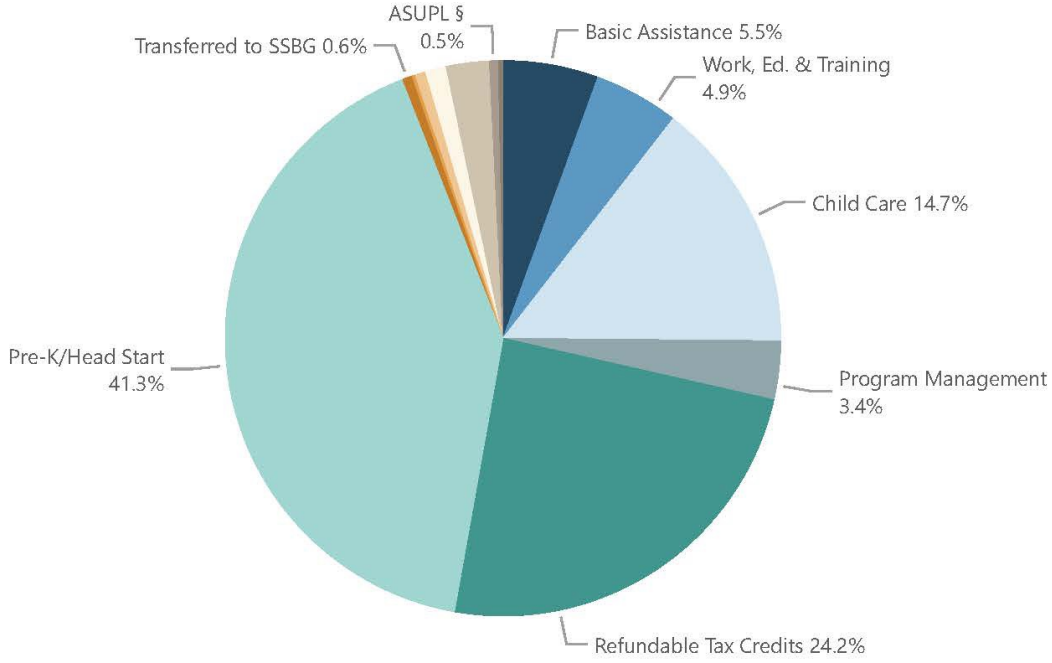

Share of Children by Race/Ethnicity and Population

New York Racial Equity Profile

Policies

Family Cap Policy: No
Lifetime limit: 60 months
Sanction Policies:
- Initial reduction in benefit: Pro rata portion of the benefit
- Length of initial sanction: Until compliance
- Most severe reduction in benefit: Pro rata portion of the benefit
- Length of most severe sanction: Until compliance or 6 months, whichever is longer

Maximum monthly TANF benefit for a family of 3

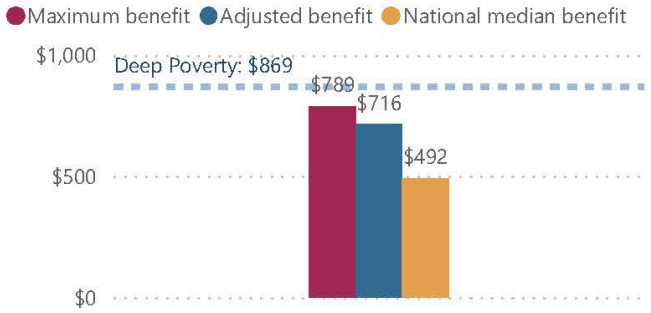

TANF Recipients

Race/Ethnicity	Value
Hispanic	73,752
Black*	64,418
White*	32,575
Two or more races*	7,503
Asian/ Native Hawaiian/ Pacific Islander*	4,575
American Indian/ Alaska Native*	183
Total	**183,007**

TANF and Maintenance of Effort (MOE) Spending on Core Activities

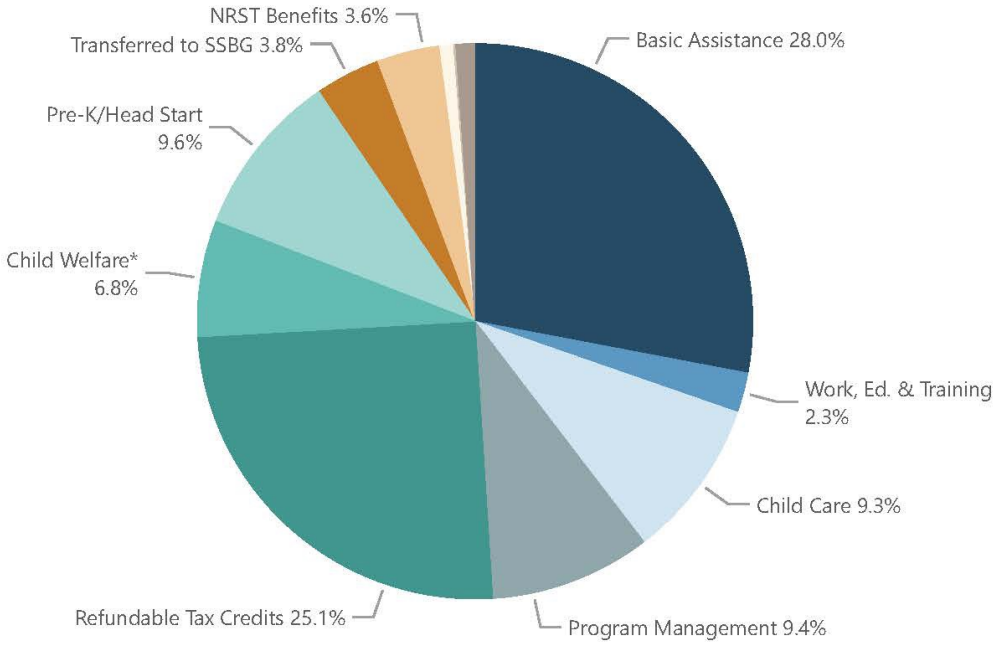

Share of Children by Race/Ethnicity and Population

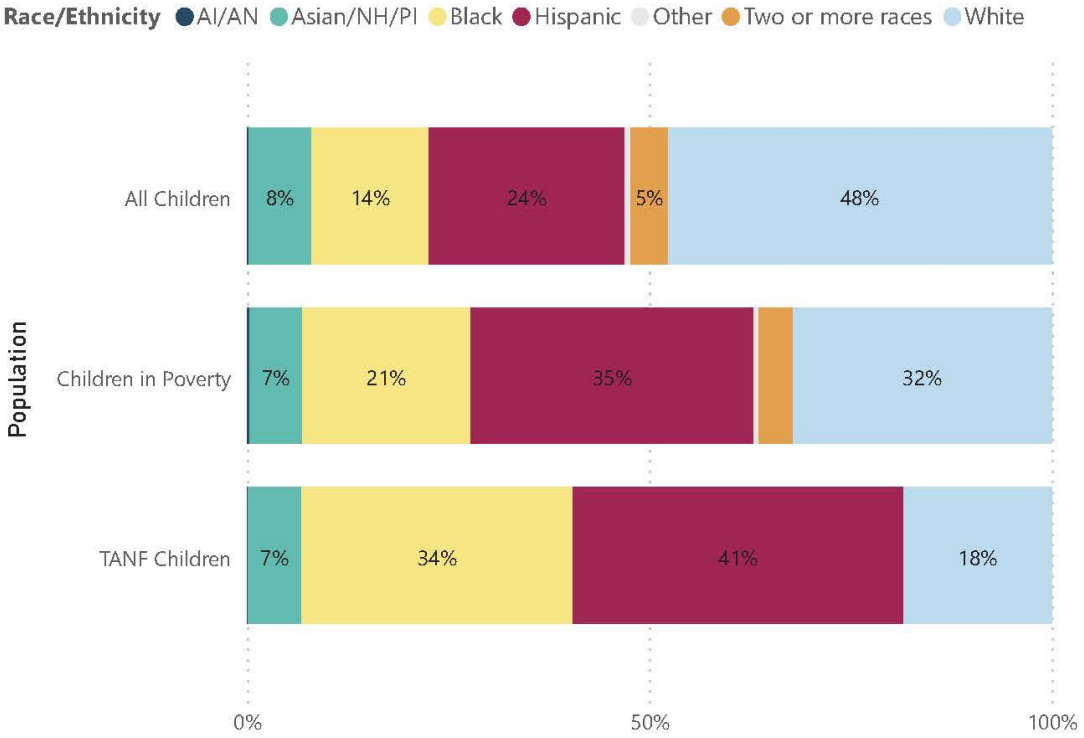

Pennsylvania Racial Equity Profile

Policies

Family Cap Policy: No
Lifetime limit: 60 months
Sanction Policies:
- Initial reduction in benefit: Adult portion of benefit
- Length of initial sanction: Until compliance or 1 month, whichever is longer
- Most severe reduction in benefit: Entire benefit
- Length of most severe sanction: Permanent

Maximum monthly TANF benefit for a family of 3

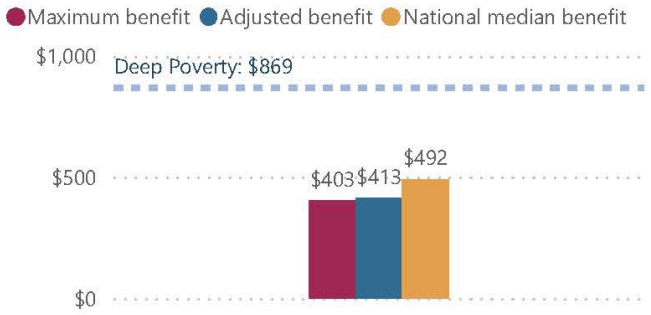

TANF Recipients

Race/Ethnicity	Value
Black*	46,620
White*	20,364
Hispanic	18,284
Asian/ Native Hawaiian/ Pacific Islander*	1,300
American Indian/ Alaska Native*	173
Two or more races*	0
Total	**86,741**

TANF and Maintenance of Effort (MOE) Spending on Core Activities

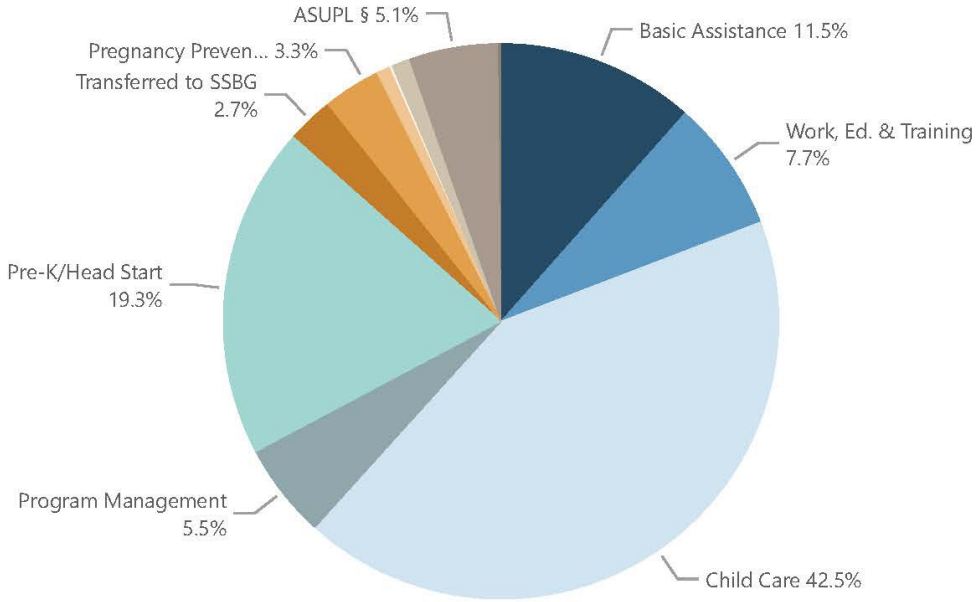

Share of Children by Race/Ethnicity and Population

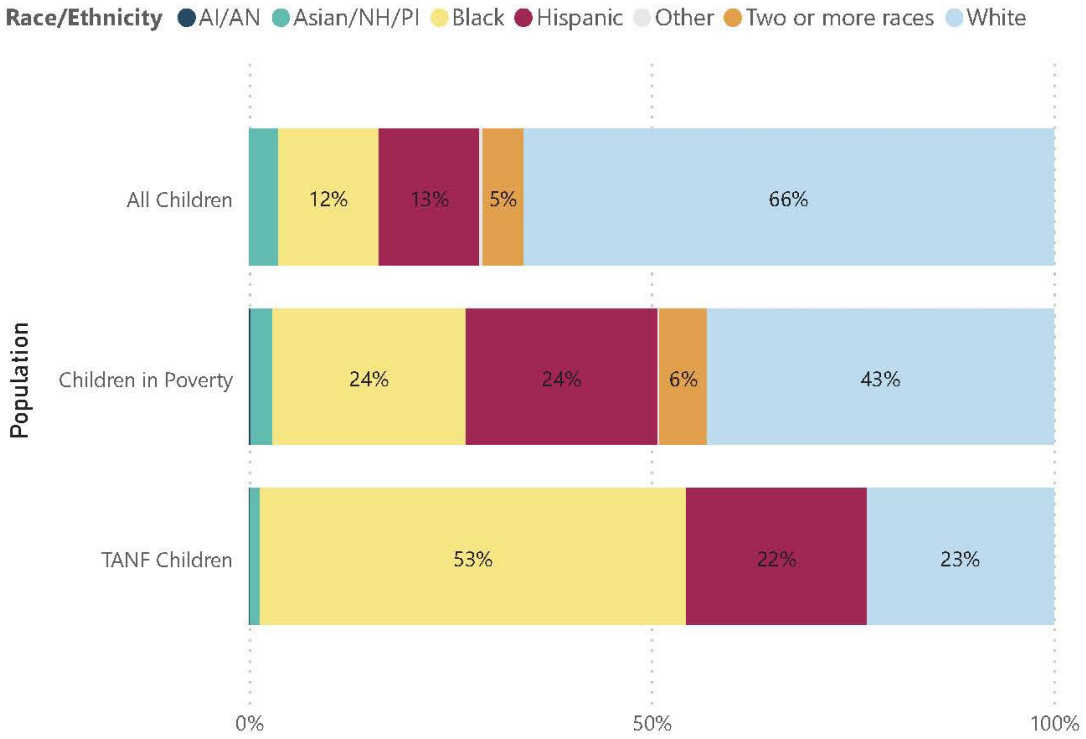

Rhode Island Racial Equity Profile

Policies

Family Cap Policy: No
Lifetime limit: 48 months
Sanction Policies:
Initial reduction in benefit: Adult portion of benefit
Length of initial sanction:
shorter of 3 months or until in compliance for 2 consecutive weeks
Most severe reduction in benefit: Case is closed
Length of most severe sanction:
Until in compliance for 2 consecutive weeks and must reapply

Maximum monthly TANF benefit for a family of 3

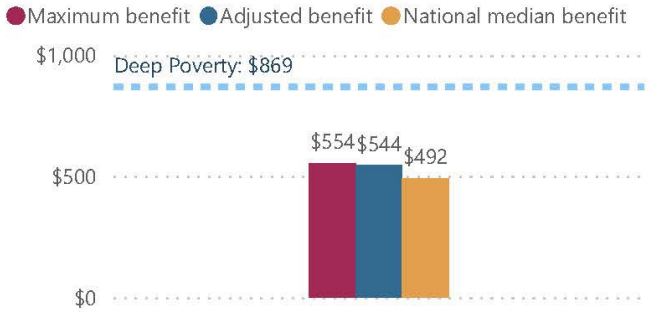

TANF Recipients

Race/Ethnicity	Value
White*	3,239
Hispanic	2,730
Black*	2,187
American Indian/ Alaska Native*	170
Two or more races*	102
Asian/ Native Hawaiian/ Pacific Islander*	68
Total	**8,495**

TANF and Maintenance of Effort (MOE) Spending on Core Activities

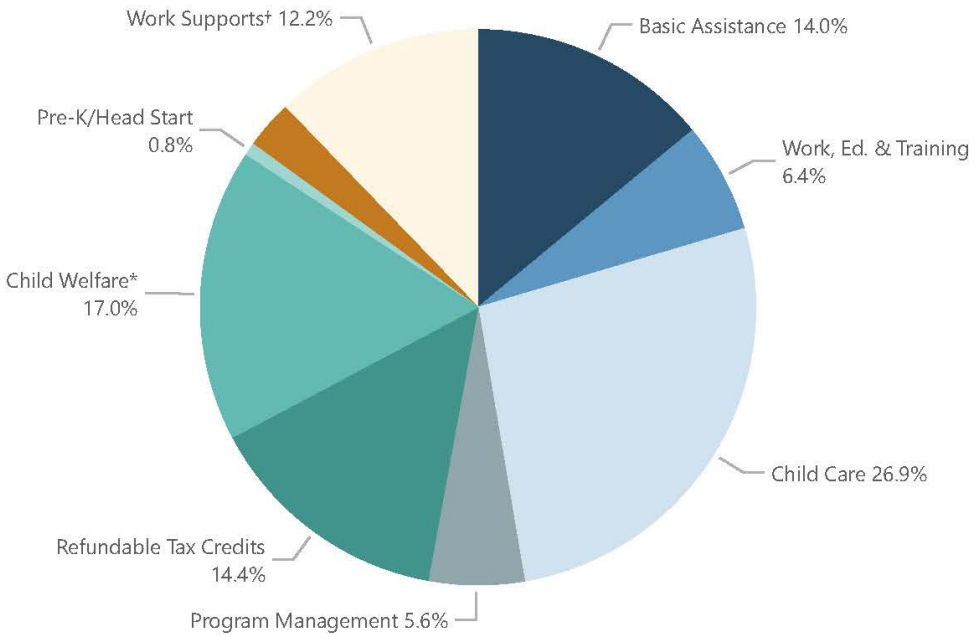

Share of Children by Race/Ethnicity and Population

South Carolina Racial Equity Profile

Policies

Family Cap Policy: Yes
Lifetime limit: 60 months
Sanction Policies:
- Initial reduction in benefit: Case is closed
- Length of initial sanction: Until in compliance for 1 month
- Most severe reduction in benefit: Case is closed
- Length of most severe sanction: Until in compliance for 1 month

Maximum monthly TANF benefit for a family of 3

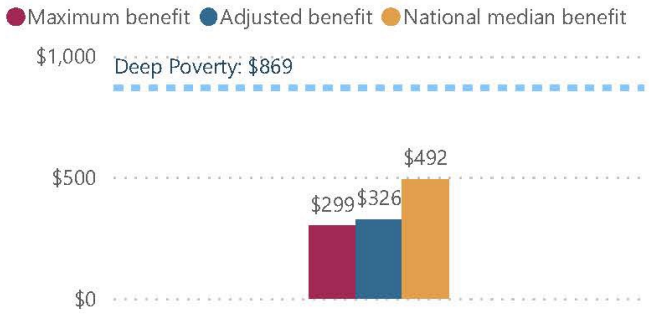

TANF Recipients

Race/Ethnicity	Value
Black*	10,664
White*	5,932
Two or more races*	812
Hispanic	88
Asian/ Native Hawaiian/ Pacific Islander*	53
American Indian/ Alaska Native*	35
Total	**17,584**

TANF and Maintenance of Effort (MOE) Spending on Core Activities

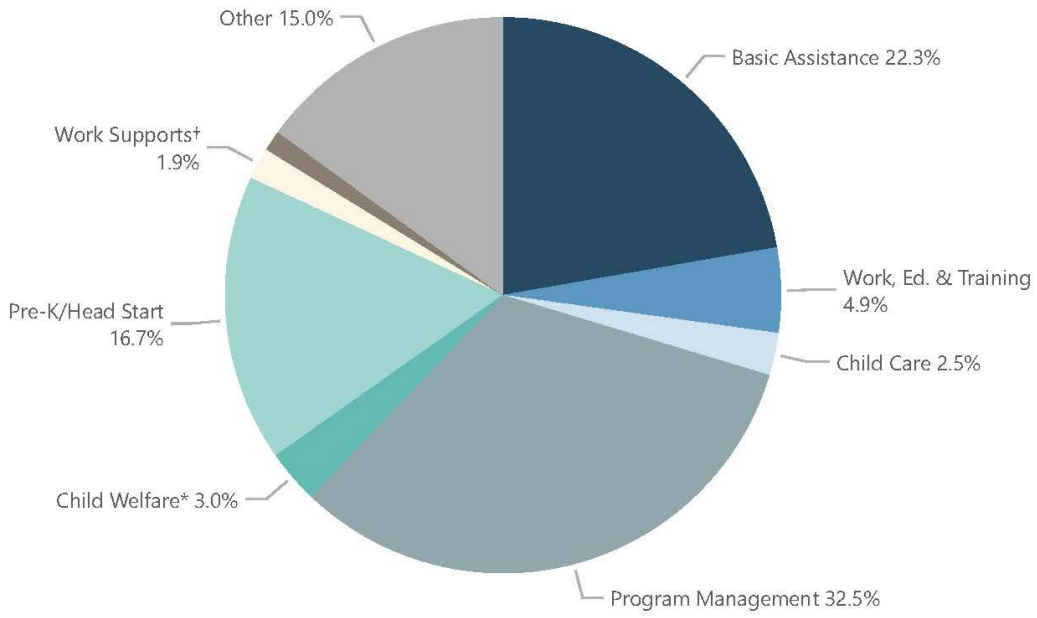

Share of Children by Race/Ethnicity and Population

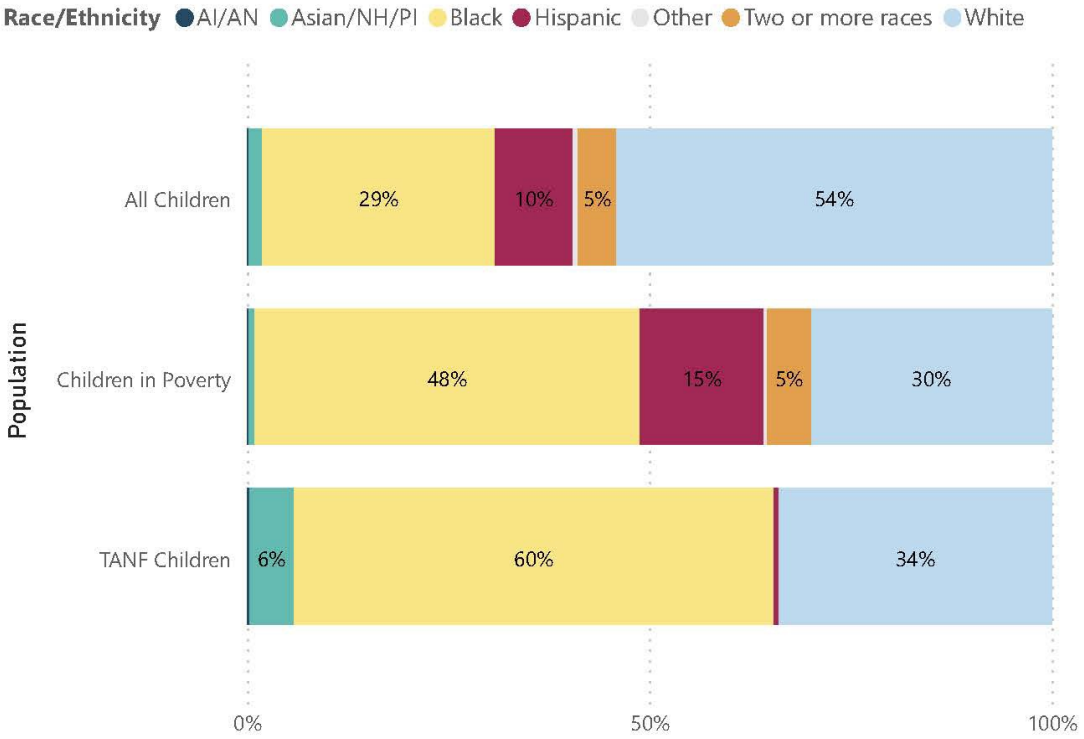

Tennessee Racial Equity Profile

Policies

Family Cap Policy: Yes
Lifetime limit: 60 months
Sanction Policies:
- Initial reduction in benefit: Entire benefit
- Length of initial sanction: 1 month
- Most severe reduction in benefit: Entire benefit
- Length of most severe sanction: 12 months

Maximum monthly TANF benefit for a family of 3

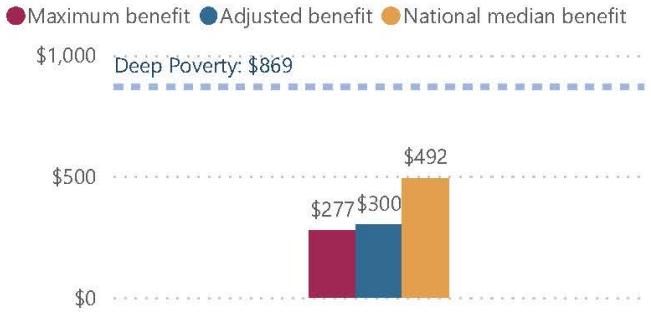

TANF Recipients

Race/Ethnicity	Value
White*	20,005
Black*	15,682
Hispanic	623
Asian/ Native Hawaiian/ Pacific Islander*	147
Two or more races*	147
American Indian/ Alaska Native*	37
Total	**36,640**

TANF and Maintenance of Effort (MOE) Spending on Core Activities

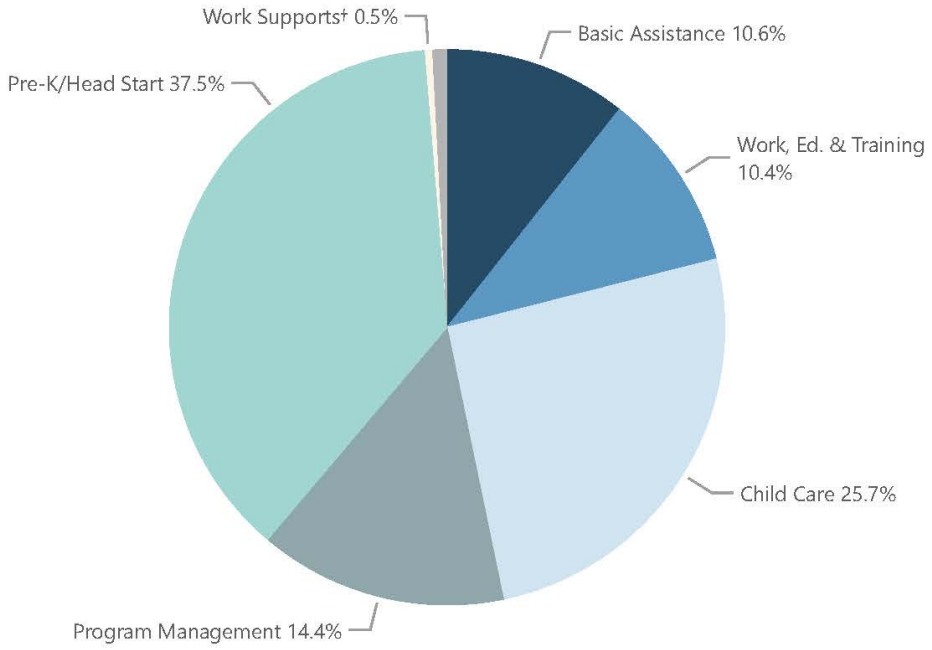

Share of Children by Race/Ethnicity and Population

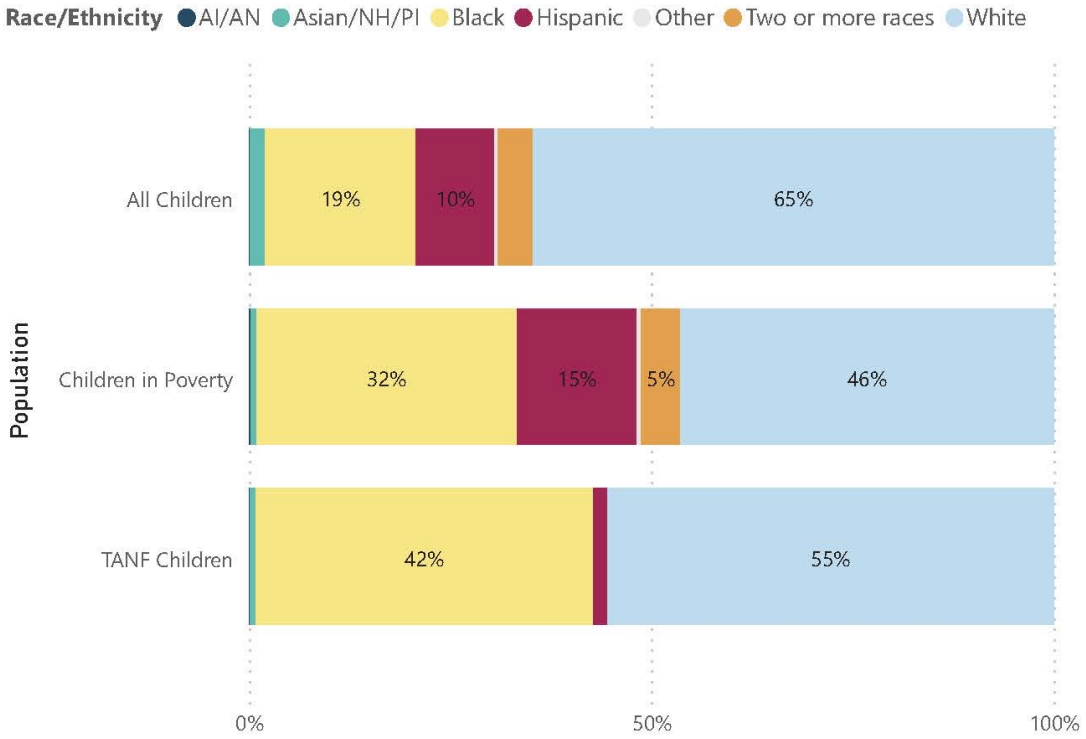

Virginia Racial Equity Profile

Policies

Family Cap Policy: No
Lifetime limit: 60 months
Sanction Policies:
- Initial reduction in benefit: n.a.
- Length of initial sanction: n.a.
- Most severe reduction in benefit: n.a.
- Length of most severe sanction: n.a.

Maximum monthly TANF benefit for a family of 3

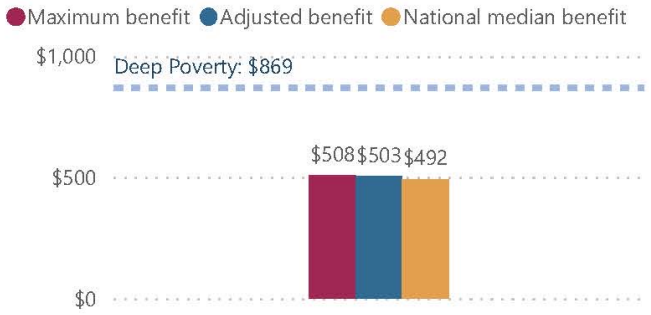

TANF Recipients

Race/Ethnicity	Value
Black*	19,137
White*	11,792
Hispanic	1,482
Asian/ Native Hawaiian/ Pacific Islander*	395
American Indian/ Alaska Native*	165
Two or more races*	0
Total	**32,971**

TANF and Maintenance of Effort (MOE) Spending on Core Activities

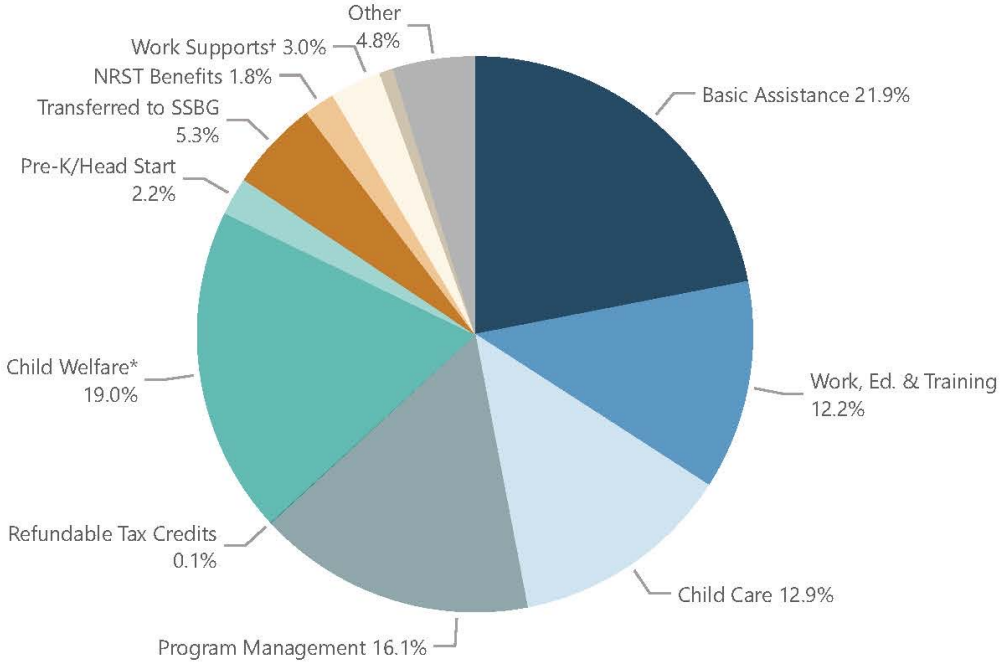

Share of Children by Race/Ethnicity and Population

Vermont Racial Equity Profile

Policies

Family Cap Policy: No
Lifetime limit: 60 months
Sanction Policies:
- Initial reduction in benefit: $75
- Length of initial sanction: Until in compliance for 2 weeks
- Most severe reduction in benefit: $150
- Length of most severe sanction: Until in compliance for 2 weeks

Maximum monthly TANF benefit for a family of 3

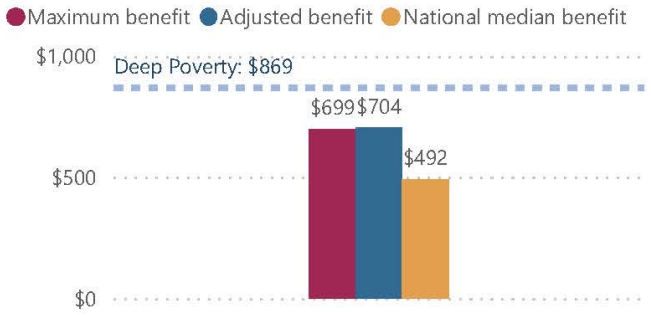

TANF Recipients

Race/Ethnicity	Value
White*	3,892
Black*	171
Hispanic	42
Asian/ Native Hawaiian/ Pacific Islander*	38
American Indian/ Alaska Native*	21
Two or more races*	4
Total	**4,167**

TANF and Maintenance of Effort (MOE) Spending on Core Activities

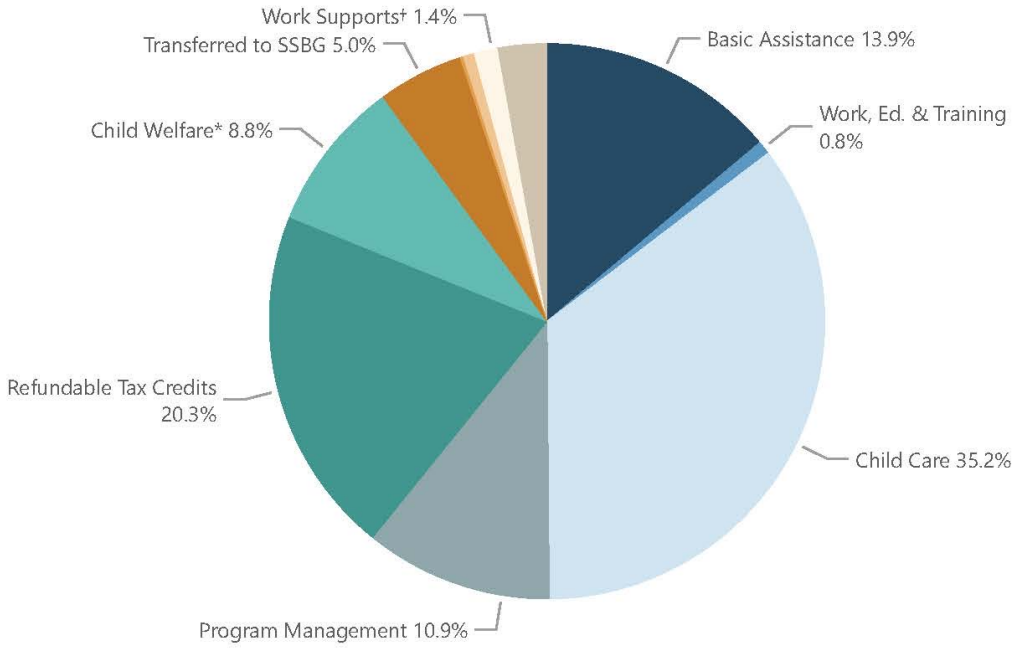

Share of Children by Race/Ethnicity and Population

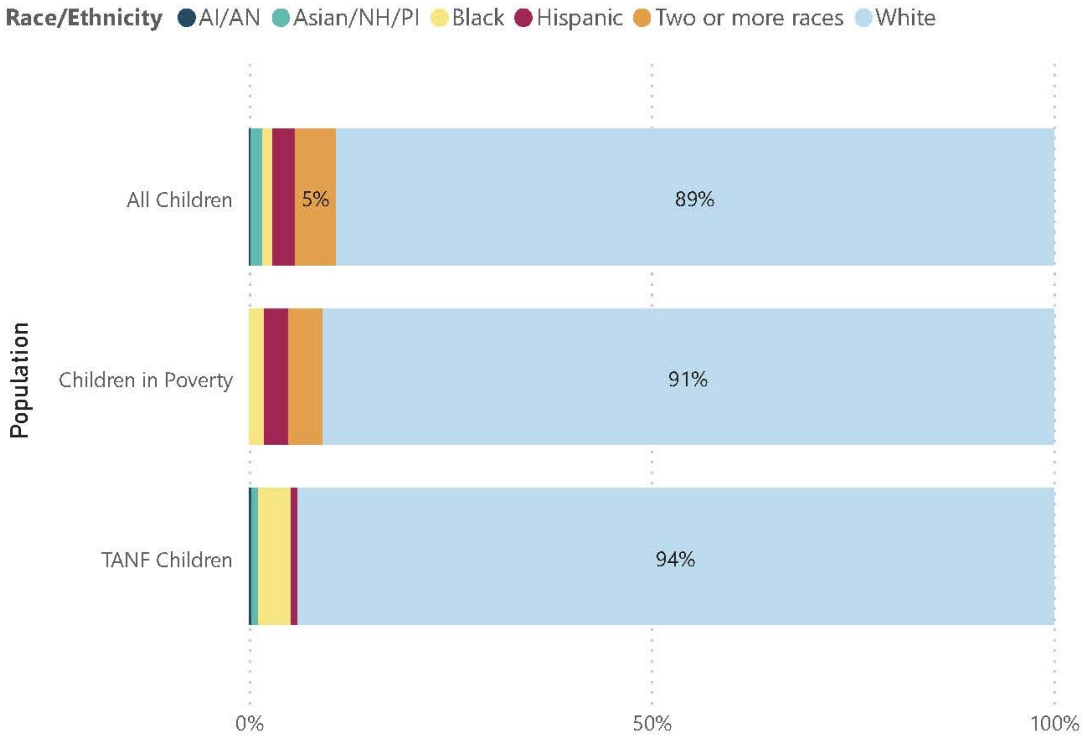

West Virginia Racial Equity Profile

Policies

Family Cap Policy: No
Lifetime limit: 60 months
Sanction Policies:
- Initial reduction in benefit: Entire benefit
- Length of initial sanction: 1 month
- Most severe reduction in benefit: Entire benefit
- Length of most severe sanction: 12 months

Maximum monthly TANF benefit for a family of 3

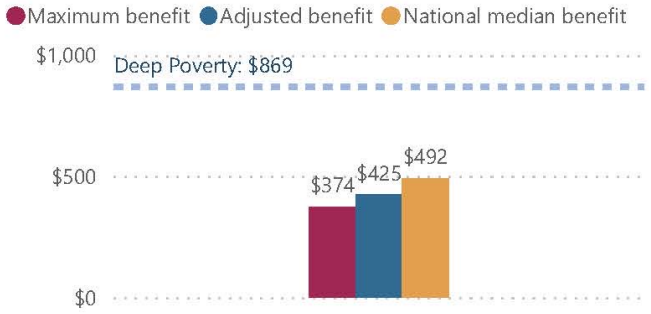

TANF Recipients

Race/Ethnicity	Value
White*	10,212
Black*	733
Two or more races*	366
Hispanic	126
Asian/ Native Hawaiian/ Pacific Islander*	11
American Indian/ Alaska Native*	0
Total	**11,448**

TANF and Maintenance of Effort (MOE) Spending on Core Activities

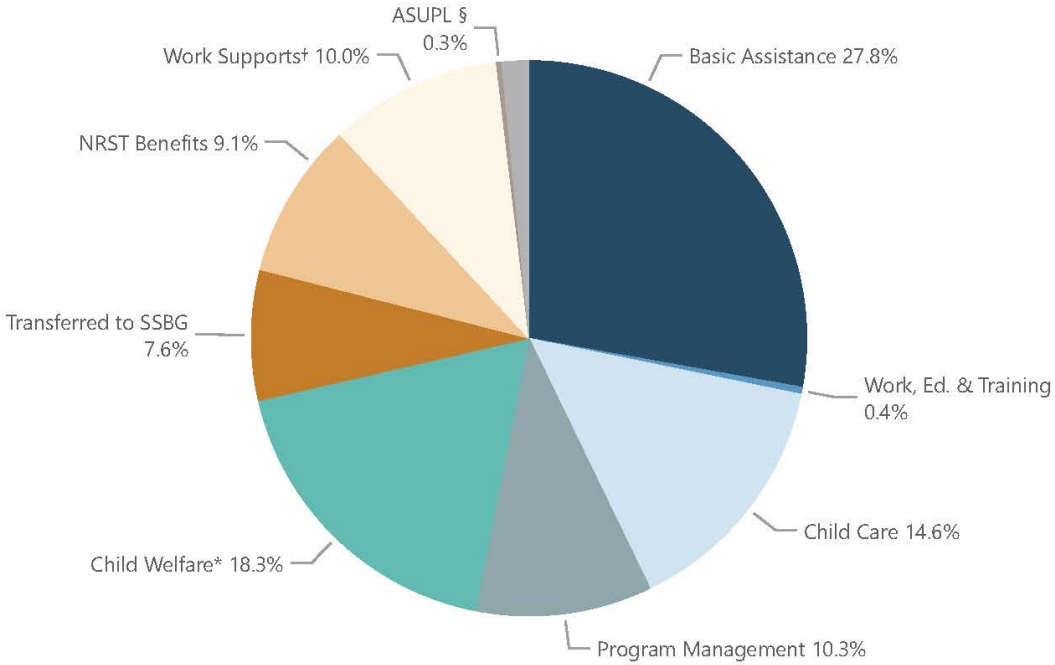

Share of Children by Race/Ethnicity and Population

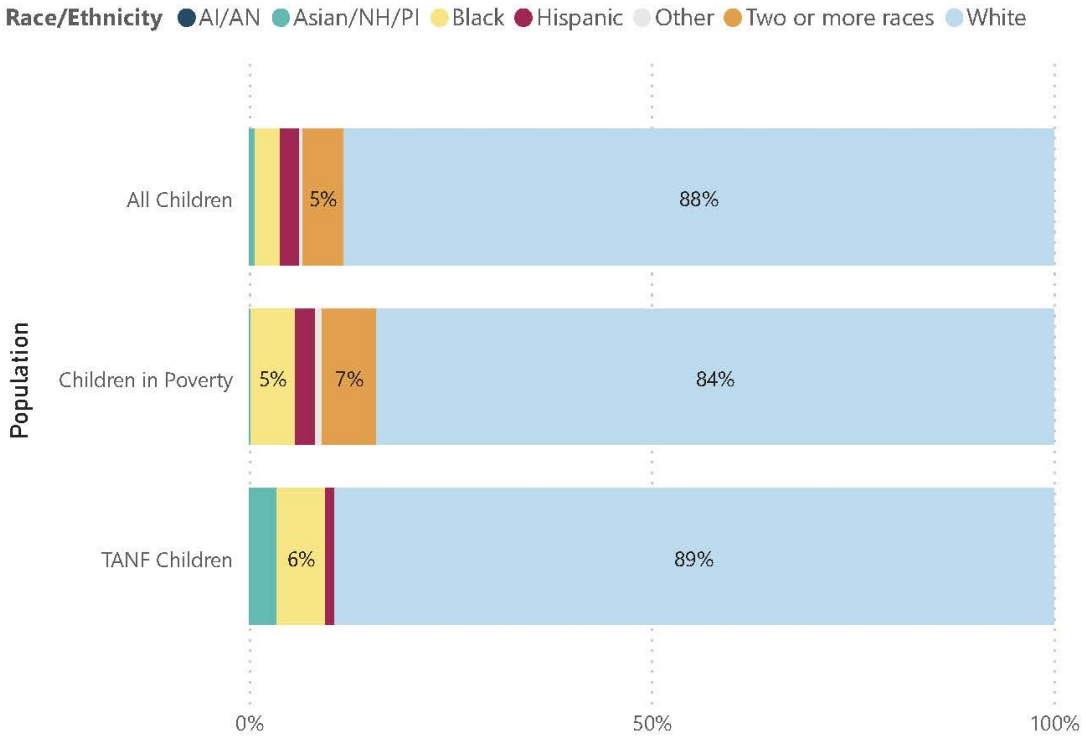

TANF Racial Equity Profile Sources & Notes

Policies

All policies were current as of July 2020. For full notes with additional information, please see the Welfare Rules Databook tables.

Family Cap: Urban Institute, Welfare Rules Databook, July 2020, Table IV.B.1, Family Cap Policies, https://wrd.urban.org/wrd/Data/databook_tabs/2020/IV.B.1.xlsx

Lifetime limits: Urban Institute, Welfare Rules Databook, July 2020, Table IV.C.1, State Time Limit Policies https://wrd.urban.org/wrd/Data/databook_tabs/2020/IV.C.1.xlsx

Sanctions: Urban Institute, Welfare Rules Databook, July 2020, Table III.B.3, Sanction Policies for Noncompliance with Work Requirements for Single-Parent Head of Unit, https://wrd.urban.org/wrd/Data/databook_tabs/2020/III.B.3.xlsx

See also *Graphical Overview of State TANF Policies as of July 2020*, Sarah Knowles, Ilham Dehry, Katie Shantz, and Sarah Minton OPRE Report 2021-160 January 2022 https://www.acf.hhs.gov/sites/default/files/documents/opre/wrd-2020-databook-companion-piece-feb2022.pdf

Maximum monthly TANF benefit for a family of 3

Maximum benefit: Urban Institute, Welfare Rules Databook, July 2020, Table II.A.4, Maximum Monthly Benefit for a Family of Three with No Income https://wrd.urban.org/wrd/Data/databook_tabs/2020/II.A.4.xlsx. Maximum benefit amounts were current as of July 2020. For full notes with additional information, please see the Welfare Rules Databook tables.

Adjusted benefit: *Maximum benefit* adjusted using Regional Price Parity (RPP) values calculated by the Bureau of Economic Analysis, U.S. Department of Commerce. https://www.bea.gov/data/prices-inflation/regional-price-parities-state-and-metro-area. RPPs allow for comparisons in buying power of goods and services (including rent and utilities) compared to the national average (or from state to state or metro region, if desired).

Deep Poverty: U.S. Census Bureau, Poverty Thresholds for 2020 by Size of Family and Number of Related Children Under 18 Years, https://www.census.gov/data/tables/time-series/demo/income-poverty/historical-poverty-thresholds.html. Deep poverty line is based on 50 percent of the monthly poverty threshold for a family of three with two related children under 18 years of age.

TANF Recipients

* Races are non-Hispanic. Hispanic may be of any race. “Unknown/Reported in Error” was proportionally redistributed.

Source: HHS/ACF/Office of Family Assistance, TANF Administrative Data, *Characteristics and Financial Circumstances of TANF Recipients*, Fiscal Year 2020, Table 10: TANF Recipients by Race/Ethnicity. https://www.acf.hhs.gov/ofa/data/characteristics-and-financial-circumstances-tanf-recipients-fiscal-year-2020

TANF and Maintenance of Effort (MOE) Spending on Core Activities

Pie charts represent each state's federal TANF and state MOE spending and transfers in FY 2020. Expenditures are grouped into 15 categories for the purposes of these charts. Not all categories may be labeled due to space constraints. Please reference the FY 2020 expenditure tables for more detail on spending amounts.

***Categories**: Child Care* = spent directly or transferred to the Child Care Development Fund (CCDF); *Child Welfare Services* * includes Foster Care/Child Welfare authorized solely under prior law; *Transferred to SSBG* (Social Services Block Grant); *Pregnancy Prevention* = Out-of-wedlock pregnancy prevention; *NRST Benefits* = non-recurrent short-term benefits; *Work Supports†* includes Supportive Services and Financial Education and Asset Development; *Services for Children‡* (and Youth) includes Home Visiting; *ASUPL§* = Authorized Solely Under Prior Law, excludes Foster Care/Child Welfare authorized solely under prior law.

Share of Children by Race/Ethnicity and Population

Race/Ethnicity: Races are non-Hispanic. Hispanic may be of any race. AI/AN = American Indian/Alaska Native. Asian/NH/PI = Asian/Native Hawaiian/Pacific Islander.

All Children & **Children in Poverty**: US Census Bureau, American Community Survey, 2016-2020 5-year, *IPUMS-USA, University of Minnesota, www.ipums.org*.

TANF Children: "Unknown/Reported in Error" was proportionally redistributed. HHS/ACF/Office of Family Assistance, TANF Administrative Data, *Characteristics and Financial Circumstances of TANF Recipients*, Fiscal Year 2020, Table 33: TANF Child Recipients by Race/Ethnicity.
https://www.acf.hhs.gov/ofa/data/characteristics-and-financial-circumstances-tanf-recipients-fiscal-year-2020